



# NATIONAL CHAMPIONSHIP RACE DAY

Thruxton

11th October 2009



Results Provided by Timing Solutions Ltd  
[www.tsl-timing.com](http://www.tsl-timing.com)

**Thruxton BARC Formula Ford 1600 Trophy Race  
FREE PRACTICE - RACE 2 - CLASSIFICATION**

POS	NO	CL	NAME	ENTRY	TIME	ON	LAPS	GAP	DIFF	MPH
1	72	B	<b>Jonathan HOAD</b>	Van Diemen RF90	<b>1:24.365</b>	4	4			100.53
2	17	B	<b>Scott BLAKENEY</b>	Vector MG95	<b>1:24.970</b>	3	4	<b>0.605</b>	0.605	99.81
3	10	A	<b>Thomas BARROW</b>	Mygale SJ2000	<b>1:25.150</b>	5	9	<b>0.785</b>	0.180	99.60
4	58	C	<b>Kyle TILLEY</b>	Jamun M88	<b>1:25.557</b>	6	9	<b>1.192</b>	0.407	99.13
5	27	B	<b>Shaun MACKLIN</b>	Ford Swift	<b>1:26.601</b>	2	9	<b>2.236</b>	1.044	97.93
6	7	A	<b>Jon NASH</b>	Van Diemen RF80	<b>1:27.726</b>	9	9	<b>3.361</b>	1.125	96.68
7	90	C	<b>Joshua BARNETT</b>	Van Diemen RF88	<b>1:31.599</b>	3	3	<b>7.234</b>	3.873	92.59
8	14	A	<b>Lloyd HOPES</b>	Swift 92	<b>1:41.377</b>	1	1	<b>17.012</b>	9.778	83.66

Car no 14 needs a working transponder please.

Weather / Track : Cloudy / Dry

These results are provisional until the conclusion of any judicial and technical matters.

Thruxton  
Circuit Length = 2.3560 miles  
Start: 09:00 End: 09:16

Clerk of Course :		Timekeeper :
-------------------	--	--------------

# Thruxton BARC Formula Ford 1600 Trophy Race

## FREE PRACTICE - RACE 2 - LAP ANALYSIS

<b>7</b>	<b>Jon NASH</b>		A Van Diemen RF80				
1 -	1:44.391	+ 16.665	9:04:23.025	6 -	1:29.324	+ 1.598	9:11:54.547
2 -	1:34.972	+ 7.246	9:05:57.997	7 -	1:28.315	+ 0.589	9:13:22.862
3 -	1:29.781	+ 2.055	9:07:27.778	8 -	1:28.176	+ 0.450	9:14:51.038
4 -	1:29.139	+ 1.413	9:08:56.917	9 -	<b>1:27.726</b>		<b>9:16:18.764</b>
5 -	1:28.306	+ 0.580	9:10:25.223				
<b>10</b>	<b>Thomas BARROW</b>		A Mygale SJ2000				
1 -	1:29.399	+ 4.249	9:03:45.089	6 -	1:26.333	+ 1.183	9:10:56.420
2 -	1:27.618	+ 2.468	9:05:12.707	7 -	1:25.668	+ 0.518	9:12:22.088
3 -	1:26.184	+ 1.034	9:06:38.891	8 -	1:27.836	+ 2.686	9:13:49.924
4 -	1:26.046	+ 0.896	9:08:04.937	9 -	1:26.167	+ 1.017	9:15:16.091
5 -	<b>1:25.150</b>		<b>9:09:30.087</b>				
<b>14</b>	<b>Lloyd HOPES</b>		A Swift 92				
1 -	<b>1:41.377</b>		<b>9:04:00.813</b>				
<b>17</b>	<b>Scott BLAKENEY</b>		B Vector MG95				
1 -	1:26.656	+ 1.686	9:03:57.493	3 -	<b>1:24.970</b>		<b>9:06:47.962</b>
2 -	1:25.499	+ 0.529	9:05:22.992	4 -	8:35.645	+ 7:10.675	9:15:23.607
<b>27</b>	<b>Shaun MACKLIN</b>		B Ford Swift				
1 -	1:31.737	+ 5.136	9:03:36.000	6 -	1:27.955	+ 1.354	9:10:52.847
2 -	<b>1:26.601</b>		<b>9:05:02.601</b>	7 -	1:28.531	+ 1.930	9:12:21.378
3 -	1:27.781	+ 1.180	9:06:30.382	8 -	1:29.458	+ 2.857	9:13:50.836
4 -	1:26.927	+ 0.326	9:07:57.309	9 -	1:27.039	+ 0.438	9:15:17.875
5 -	1:27.583	+ 0.982	9:09:24.892				
<b>58</b>	<b>Kyle TILLEY</b>		C Jamun M88				
1 -	1:34.041	+ 8.484	9:03:37.901	6 -	<b>1:25.557</b>		<b>9:10:53.508</b>
2 -	1:29.228	+ 3.671	9:05:07.129	7 -	1:26.260	+ 0.703	9:12:19.768
3 -	1:27.319	+ 1.762	9:06:34.448	8 -	1:25.759	+ 0.202	9:13:45.527
4 -	1:27.266	+ 1.709	9:08:01.714	9 -	1:25.624	+ 0.067	9:15:11.151
5 -	1:26.237	+ 0.680	9:09:27.951				
<b>72</b>	<b>Jonathan HOAD</b>		B Van Diemen RF90				
1 -	1:26.562	+ 2.197	9:05:52.540	3 -	1:24.401	+ 0.036	9:08:42.079
2 -	1:25.138	+ 0.773	9:07:17.678	4 -	<b>1:24.365</b>		<b>9:10:06.444</b>
<b>90</b>	<b>Joshua BARNETT</b>		C Van Diemen RF88				
1 -	1:38.310	+ 6.711	9:04:01.063	3 -	<b>1:31.599</b>		<b>9:10:01.169</b>
2 -	4:28.507	+ 2:56.908	9:08:29.570				

Car no 14 needs a working transponder please.

Weather / Track : Cloudy / Dry

**Thruxton BARC Formula Ford 1600 Trophy Race**  
**QUALIFYING - RACE 2 - CLASSIFICATION**

POS	NO	CL	NAME	ENTRY	TIME	ON	LAPS	GAP	DIFF	MPH
1	17	B	<b>Scott BLAKENEY</b>	Vector MG95	<b>1:24.188</b>	1	8			100.74
2	72	B	<b>Jonathan HOAD</b>	Van Diemen RF90	<b>1:24.871</b>	1	7	<b>0.683</b>	0.683	99.93
3	10	A	<b>Thomas BARROW</b>	Mygale SJ2000	<b>1:25.527</b>	1	10	<b>1.339</b>	0.656	99.16
4	58	C	<b>Kyle TILLEY</b>	Jamun M88	<b>1:25.946</b>	1	10	<b>1.758</b>	0.419	98.68
5	27	B	<b>Shaun MACKLIN</b>	Ford Swift	<b>1:27.089</b>	2	9	<b>2.901</b>	1.143	97.38
6	90	C	<b>Joshua BARNETT</b>	Van Diemen RF88	<b>1:29.084</b>	1	7	<b>4.896</b>	1.995	95.20
7	7	A	<b>Jon NASH</b>	Van Diemen RF80	<b>1:30.364</b>	4	9	<b>6.176</b>	1.280	93.86
8	14	A	<b>Lloyd HOPES</b>	Swift 92	<b>1:30.628</b>	1	9	<b>6.440</b>	0.264	93.58
9	4	C	<b>Steve BELL</b>	Royale RP29	<b>1:30.631</b>	7	9	<b>6.443</b>	0.003	93.58

Weather / Track : Cloudy / Damp

These results are provisional until the conclusion of any judicial and technical matters.

Thruxton  
 Circuit Length = 2.3560 miles  
 Start: 12:14 End: 12:31

Clerk of Course :		Timekeeper :
-------------------	--	--------------

# Thruxton BARC Formula Ford 1600 Trophy Race


## QUALIFYING - RACE 2 - LAP ANALYSIS

<b>4</b>	<b>Steve BELL</b>		<b>C Royale RP29</b>				
1 -	1:35.035	+ 4.404	12:18:17.385	6 -	1:31.235	+ 0.604	12:26:02.755
2 -	1:33.463	+ 2.832	12:19:50.848	7 -	<b>1:30.631</b>		<b>12:27:33.386</b>
3 -	1:33.357	+ 2.726	12:21:24.205	8 -	1:32.606	+ 1.975	12:29:05.992
4 -	1:34.771	+ 4.140	12:22:58.976	9 -	1:36.999	+ 6.368	12:30:42.991
5 -	1:32.544	+ 1.913	12:24:31.520				
<b>7</b>	<b>Jon NASH</b>		<b>A Van Diemen RF80</b>				
1 -	1:30.698	+ 0.334	12:18:03.945	6 -	1:31.259	+ 0.895	12:25:38.636
2 -	1:31.137	+ 0.773	12:19:35.082	7 -	1:31.592	+ 1.228	12:27:10.228
3 -	1:30.733	+ 0.369	12:21:05.815	8 -	1:34.185	+ 3.821	12:28:44.413
4 -	<b>1:30.364</b>		<b>12:22:36.179</b>	9 -	1:34.783	+ 4.419	12:30:19.196
5 -	1:31.198	+ 0.834	12:24:07.377				
<b>10</b>	<b>Thomas BARROW</b>		<b>A Mygale SJ2000</b>				
1 -	<b>1:25.527</b>		<b>12:17:48.940</b>	6 -	1:27.195	+ 1.668	12:25:01.745
2 -	1:26.010	+ 0.483	12:19:14.950	7 -	1:30.971	+ 5.444	12:26:32.716
3 -	1:26.211	+ 0.684	12:20:41.161	8 -	1:26.983	+ 1.456	12:27:59.699
4 -	1:26.399	+ 0.872	12:22:07.560	9 -	1:27.563	+ 2.036	12:29:27.262
5 -	1:26.990	+ 1.463	12:23:34.550	10 -	1:31.905	+ 6.378	12:30:59.167
<b>14</b>	<b>Lloyd HOPES</b>		<b>A Swift 92</b>				
1 -	<b>1:30.628</b>		<b>12:17:56.902</b>	6 -	1:31.106	+ 0.478	12:25:59.118
2 -	1:38.286	+ 7.658	12:19:35.188	7 -	1:32.439	+ 1.811	12:27:31.557
3 -	1:43.689	+ 13.061	12:21:18.877	8 -	1:37.964	+ 7.336	12:29:09.521
4 -	1:36.451	+ 5.823	12:22:55.328	9 -	1:40.169	+ 9.541	12:30:49.690
5 -	1:32.684	+ 2.056	12:24:28.012				
<b>17</b>	<b>Scott BLAKENEY</b>		<b>B Vector MG95</b>				
1 -	<b>1:24.188</b>		<b>12:17:31.418</b>	5 -	1:26.463	+ 2.275	12:23:13.041
2 -	1:24.227	+ 0.039	12:18:55.645	6 -	4:17.934	+ 2:53.746	12:27:30.975
3 -	1:24.855	+ 0.667	12:20:20.500	7 -	1:29.350	+ 5.162	12:29:00.325
4 -	1:26.078	+ 1.890	12:21:46.578	8 -	1:33.250	+ 9.062	12:30:33.575
<b>27</b>	<b>Shaun MACKLIN</b>		<b>B Ford Swift</b>				
1 -	1:27.114	+ 0.025	12:17:33.051	6 -	1:31.199	+ 4.110	12:25:01.552
2 -	<b>1:27.089</b>		<b>12:19:00.140</b>	7 -	1:30.054	+ 2.965	12:26:31.606
3 -	1:28.799	+ 1.710	12:20:28.939	8 -	1:29.928	+ 2.839	12:28:01.534
4 -	1:29.659	+ 2.570	12:21:58.598	9 -	1:31.825	+ 4.736	12:29:33.359
5 -	1:31.755	+ 4.666	12:23:30.353				
<b>58</b>	<b>Kyle TILLEY</b>		<b>C Jamun M88</b>				
1 -	<b>1:25.946</b>		<b>12:17:27.044</b>	6 -	1:26.868	+ 0.922	12:24:41.155
2 -	1:26.166	+ 0.220	12:18:53.210	7 -	1:26.963	+ 1.017	12:26:08.118
3 -	1:26.381	+ 0.435	12:20:19.591	8 -	1:27.480	+ 1.534	12:27:35.598
4 -	1:27.952	+ 2.006	12:21:47.543	9 -	1:29.233	+ 3.287	12:29:04.831
5 -	1:26.744	+ 0.798	12:23:14.287	10 -	1:31.713	+ 5.767	12:30:36.544
<b>72</b>	<b>Jonathan HOAD</b>		<b>B Van Diemen RF90</b>				
1 -	<b>1:24.871</b>		<b>12:18:31.528</b>	5 -	1:26.424	+ 1.553	12:26:31.443
2 -	1:25.511	+ 0.640	12:19:57.039	6 -	1:27.130	+ 2.259	12:27:58.573
3 -	3:41.821	+ 2:16.950	12:23:38.860	7 -	1:28.072	+ 3.201	12:29:26.645
4 -	1:26.159	+ 1.288	12:25:05.019				
<b>90</b>	<b>Joshua BARNETT</b>		<b>C Van Diemen RF88</b>				
1 -	<b>1:29.084</b>		<b>12:18:18.051</b>	5 -	1:30.911	+ 1.827	12:24:22.213
2 -	1:30.001	+ 0.917	12:19:48.052	6 -	1:30.454	+ 1.370	12:25:52.667
3 -	1:31.169	+ 2.085	12:21:19.221	7 -	4:20.893	+ 2:51.809	12:30:13.560
4 -	1:32.081	+ 2.997	12:22:51.302				

Weather / Track : Cloudy / Damp

Thruxton  
Circuit Length = 2.3560 miles  
Start: 12:14 End: 12:31

**Thruxton BARC Formula Ford 1600 Trophy Race  
RACE 2 - GRID**

ROW 5	1:30.631 4 Steve BELL	1:30.628 14 Lloyd HOPES
ROW 4	1:30.364 7 Jon NASH	1:29.084 90 Joshua BARNETT
ROW 3	1:27.089 27 Shaun MACKLIN	1:25.946 58 Kyle TILLEY
ROW 2	1:25.527 10 Thomas BARROW	1:24.871 72 Jonathan HOAD
ROW 1	1:24.188 17 Scott BLAKENEY	
<b>Pole</b>		
		

Thruxton  
Circuit Length = 2.3560 miles

**These results are provisional until the conclusion of any judicial and technical matters.**

Clerk of Course :		Timekeeper :
-------------------	--	--------------

# Thruxton BARC Formula Ford 1600 Trophy Race

## RACE 2 - CLASSIFICATION

POS	NO	CL	NAME	ENTRY	LAPS	TIME	GAP	DIFF	MPH	BEST	ON
1	72	B	Jonathan HOAD	Van Diemen RF90	10	16:09.803			87.45	1:35.737	5
2	10	A	Thomas BARROW	Mygale SJ2000	10	16:13.350	3.547	3.547	87.13	1:35.541	7
3	90	C	Joshua BARNETT	Van Diemen RF88	10	16:48.165	38.362	34.815	84.12	1:37.694	9
4	58	C	Kyle TILLEY	Jamun M88	10	16:51.286	41.483	3.121	83.86	1:39.641	9
5	27	B	Shaun MACKLIN	Ford Swift	10	16:57.607	47.804	6.321	83.34	1:39.753	4
6	4	C	Steve BELL	Royale RP29	10	17:11.001	1:01.198	13.394	82.26	1:39.205	8
7	14	A	Lloyd HOPES	Swift 92	10	17:40.070	1:30.267	29.069	80.00	1:43.375	6
NOT CLASSIFIED											
DNF	17	B	Scott BLAKENEY	Vector MG95	5	8:24.378	5 laps	5 laps	84.07	1:38.286	4
DNF	7	A	Jon NASH	Van Diemen RF80	5	8:55.802	5 laps	31.424	79.14	1:42.995	5
FASTEST LAP											
10	A	Thomas BARROW	Mygale SJ2000	7	1:35.541			88.77 mph		142.86 kph	
72	B	Jonathan HOAD	Van Diemen RF90	5	1:35.737			88.59 mph		142.57 kph	
90	C	Joshua BARNETT	Van Diemen RF88	9	1:37.694			86.81 mph		139.71 kph	

Weather / Track : Cloudy / Wet

These results are provisional until the conclusion of any judicial and technical matters.

Thruxton  
Circuit Length = 2.3560 miles  
Start: 14:14 End: 14:32

Clerk of Course :

Timekeeper :

# Thruxton BARC Formula Ford 1600 Trophy Race


## RACE 2 - LAP CHART

Lap 1			Lap 2			Lap 3			Lap 4			Lap 5		
No	Behind	Laptime	No	Behind	Laptime	No	Behind	Laptime	No	Behind	Laptime	No	Behind	Laptime
72		1:42.125	72		1:37.537	72		1:36.912	72		1:36.282	72		1:35.737
17	1.389	1:43.514	17	2.543	1:38.691	10	3.337	1:37.555	10	2.775	1:35.720	10	4.024	1:36.986
10	1.783	1:43.908	10	2.694	1:38.448	17	4.331	1:38.700	17	6.335	1:38.286	17	15.785	1:45.187
58	4.265	1:46.390	58	7.498	1:40.770	58	11.335	1:40.749	58	16.343	1:41.290	58	20.789	1:40.183
27	6.168	1:48.293	27	9.958	1:41.327	27	14.136	1:41.090	27	17.607	1:39.753	27	22.159	1:40.289
90	7.921	1:50.046	90	10.664	1:40.280	90	14.758	1:41.006	90	18.338	1:39.862	90	22.752	1:40.151
14	11.332	1:53.457	14	20.246	1:46.451	14	29.217	1:45.883	4	35.478	1:42.261	4	41.417	1:41.676
7	12.379	1:54.504	7	21.383	1:46.541	4	29.499	1:44.648	14	37.421	1:44.486	14	46.447	1:44.763
4	12.642	1:54.767	4	21.763	1:46.658	7	31.008	1:46.537	7	39.951	1:45.225	7	47.209	1:42.995

**Thrupton BARC Formula Ford 1600 Trophy Race**  
**RACE 2 - LAP CHART**

Lap 6			Lap 7			Lap 8			Lap 9			Lap 10		
No	Behind	Laptime	No	Behind	Laptime	No	Behind	Laptime	No	Behind	Laptime	No	Behind	Laptime
72		1:36.725	72		1:36.128	72		1:36.378	72		1:36.068	72		1:35.911
10	3.756	1:36.457	10	3.169	1:35.541	10	2.681	1:35.890	10	3.129	1:36.516	10	3.547	1:36.329
58	24.542	1:40.478	58	28.674	1:40.260	58	32.858	1:40.562	90	35.817	1:37.694	90	38.362	1:38.456
27	27.470	1:42.036	27	31.614	1:40.272	90	34.191	1:38.483	58	36.431	1:39.641	58	41.483	1:40.963
90	27.676	1:41.649	90	32.086	1:40.538	27	37.593	1:42.357	27	42.926	1:41.401	27	47.804	1:40.789
4	46.313	1:41.621	4	50.671	1:40.486	4	53.498	1:39.205	4	57.325	1:39.895	4	1:01.198	1:39.784
14	53.097	1:43.375	14	1:02.970	1:46.001	14	1:10.663	1:44.071	14	1:20.509	1:45.914	14	1:30.267	1:45.669

**Thruxton BARC Formula Ford 1600 Trophy Race**  
**RACE 7 - GRID**

ROW 5	7   Jon NASH	17   Scott BLAKENEY
ROW 4	14   Lloyd HOPES	4   Steve BELL
ROW 3	27   Shaun MACKLIN	58   Kyle TILLEY
ROW 2	90   Joshua BARNETT	10   Thomas BARROW
ROW 1	72   Jonathan HOAD	
<b>Pole</b>		
		

Thruxton  
Circuit Length = 2.3560 miles

**These results are provisional until the conclusion of any judicial and technical matters.**

Clerk of Course :		Timekeeper :
-------------------	--	--------------

# Thruxton BARC Formula Ford 1600 Trophy Race

## RACE 7 - CLASSIFICATION

POS	NO	CL	NAME	ENTRY	LAPS	TIME	GAP	DIFF	MPH	BEST	ON
1	10	A	<b>Thomas BARROW</b>	Mygale SJ2000	10	16:05.390			87.85	1:35.693	4
2	72	B	<b>Jonathan HOAD</b>	Van Diemen RF90	10	16:05.781	<b>0.391</b>	0.391	87.82	1:34.953	10
3	17	B	<b>Scott BLAKENEY</b>	Vector MG95	10	16:34.195	<b>28.805</b>	28.414	85.31	1:37.476	10
4	4	C	<b>Steve BELL</b>	Royale RP29	10	16:47.301	<b>41.911</b>	13.106	84.20	1:38.500	8
5	7	A	<b>Jon NASH</b>	Van Diemen RF80	10	17:06.421	<b>1:01.031</b>	19.120	82.63	1:39.919	5
6	14	A	<b>Lloyd HOPES</b>	Swift 92	10	17:07.552	<b>1:02.162</b>	1.131	82.54	1:40.601	7
NOT CLASSIFIED											
DNF	27	B	<b>Shaun MACKLIN</b>	Ford Swift	7	11:55.859	<b>3 laps</b>	3 laps	82.93	1:40.982	5
DNF	58	C	<b>Kyle TILLEY</b>	Jamun M88	7	11:56.217	<b>3 laps</b>	0.358	82.89	1:40.559	4
FASTEST LAP											
72	B	<b>Jonathan HOAD</b>	Van Diemen RF90		10	1:34.953		89.32 mph		143.75 kph	
10	A	<b>Thomas BARROW</b>	Mygale SJ2000		4	1:35.693		88.63 mph		142.64 kph	
4	C	<b>Steve BELL</b>	Royale RP29		8	1:38.500		86.10 mph		138.57 kph	

Weather / Track : Sunny / Wet

These results are provisional until the conclusion of any judicial and technical matters.

Thruxton  
Circuit Length = 2.3560 miles  
Start: 16:55 End: 17:12

Clerk of Course :		Timekeeper :
-------------------	--	--------------

**Thruxton BARC Formula Ford 1600 Trophy Race**  
**RACE 7 - LAP CHART**

Lap 1			Lap 2			Lap 3			Lap 4			Lap 5		
No	Behind	Laptime	No	Behind	Laptime	No	Behind	Laptime	No	Behind	Laptime	No	Behind	Laptime
72		1:41.692	10		1:35.857	10		1:36.155	10		1:35.693	10		1:36.191
10	0.443	1:42.135	72	0.284	1:36.584	72	1.224	1:37.095	72	2.640	1:37.109	72	2.869	1:36.420
27	3.881	1:45.573	27	8.846	1:41.265	27	14.762	1:42.071	17	18.226	1:38.983	17	19.940	1:37.905
14	6.060	1:47.752	14	10.908	1:41.148	17	14.936	1:39.361	27	21.817	1:42.748	4	25.310	1:39.476
4	6.150	1:47.842	17	11.730	1:41.178	14	16.183	1:41.430	4	22.025	1:40.630	27	26.608	1:40.982
58	6.735	1:48.427	4	12.326	1:42.476	4	17.088	1:40.917	14	22.798	1:42.308	14	27.355	1:40.748
17	6.852	1:48.544	58	13.142	1:42.707	58	18.692	1:41.705	58	23.558	1:40.559	58	27.937	1:40.570
7	9.756	1:51.448	7	15.365	1:41.909	7	20.143	1:40.933	7	26.288	1:41.838	7	30.016	1:39.919

**Thruxton BARC Formula Ford 1600 Trophy Race**  
**RACE 7 - LAP CHART**

Lap 6			Lap 7			Lap 8			Lap 9			Lap 10		
No	Behind	Laptime	No	Behind	Laptime	No	Behind	Laptime	No	Behind	Laptime	No	Behind	Laptime
10		1:35.769	10		1:35.900	10		1:35.921	10		1:35.858	10		1:35.911
72	2.758	1:35.658	72	2.720	1:35.862	72	2.238	1:35.439	72	1.349	1:34.969	72	0.391	1:34.953
17	21.825	1:37.654	17	23.466	1:37.541	17	25.178	1:37.633	17	27.240	1:37.920	17	28.805	1:37.476
4	28.058	1:38.517	4	30.873	1:38.715	4	33.452	1:38.500	4	37.575	1:39.981	4	41.911	1:40.247
27	32.051	1:41.212	14	37.278	1:40.601	14	43.105	1:41.748	14	52.668	1:45.421	7	1:01.031	1:41.516
14	32.577	1:40.991	27	38.159	1:42.008	7	50.501	1:40.484	7	55.426	1:40.783	14	1:02.162	1:45.405
58	33.268	1:41.100	58	38.517	1:41.149									
7	41.704	1:47.457	7	45.938	1:40.134									

# Protyre Formula Renault BARC Championship

## QUALIFYING - RACE 1 - CLASSIFICATION

POS	NO	CL	NAME	ENTRY	TIME	ON	LAPS	GAP	DIFF	MPH
1	2		Josh MULHOLLAND	Alpine Motorsport	1:13.873	13	14			114.81
2	8		Dino ZAMPARELLI	Reon Motorsport	1:13.919	8	8	0.046	0.046	114.74
3	7		Ahmad AL HARTHY	Hillspeed	1:14.058	13	13	0.185	0.139	114.52
4	27		Brett PARRIS	Antel Motorsport	1:14.078	10	12	0.205	0.020	114.49
5	99		James THEODORE	Hillspeed	1:14.362	5	13	0.489	0.284	114.05
6	4		Kourosh M KHANI	Welch Motorsport	1:14.400	13	13	0.527	0.038	113.99
7	13		Joe CROOK	Apotex Scorpio Motorsport	1:14.620	12	14	0.747	0.220	113.66
8	10		Archie HAMILTON	Antel Motorsport	1:14.755	11	13	0.882	0.135	113.45
9	15		Don De GRAAFF	Bamboo Engineering	1:14.942	13	15	1.069	0.187	113.17
10	18	P	Steven DURRANT	Driver	1:15.342	14	14	1.469	0.400	112.57
11	26		David SUTTON	Team Avago	1:15.422	15	15	1.549	0.080	112.45
12	3		Jack PIPER	Falcon Motorsport	1:15.593	10	14	1.720	0.171	112.20
13	5		Luke WRIGHT	Welch Motorsport	1:15.681	6	14	1.808	0.088	112.06
14	28	P	Andrew JARMAN	Driver	1:15.796	10	14	1.923	0.115	111.89
15	6	P	Alex CRAVEN	Driver	1:15.890	14	14	2.017	0.094	111.76
16	24		Adam BUTLER	Bamboo Engineering	1:15.893	13	13	2.020	0.003	111.75
17	47	P	Pierre RENOM	Driver	1:16.043	5	12	2.170	0.150	111.53

Weather / Track : Cloudy / Dry

These results are provisional until the conclusion of any judicial and technical matters.

Thruxton  
Circuit Length = 2.3560 miles  
Start: 10:45 End: 11:06

Clerk of Course :		Timekeeper :
-------------------	--	--------------

# Protyre Formula Renault BARC Championship

## QUALIFYING - RACE 1 - LAP ANALYSIS

<b>2</b>	<b>Josh MULHOLLAND</b>		Alpine Motorsport				
1 -	1:58.778	+ 44.905	10:49:25.577	8 -	1:14.016	+ 0.143	10:58:21.957
2 -	1:16.333	+ 2.460	10:50:41.910	9 -	1:20.346	+ 6.473	10:59:42.303
3 -	1:14.797	+ 0.924	10:51:56.707	10 -	1:26.074	+ 12.201	11:01:08.377
4 -	1:14.253	+ 0.380	10:53:10.960	11 -	1:14.703	+ 0.830	11:02:23.080
5 -	1:14.380	+ 0.507	10:54:25.340	12 -	1:18.576	+ 4.703	11:03:41.656
6 -	1:17.089	+ 3.216	10:55:42.429	13 -	<b>1:13.873</b>		<b>11:04:55.529</b>
7 -	1:25.512	+ 11.639	10:57:07.941	14 -	1:13.958	+ 0.085	11:06:09.487
<b>3</b>	<b>Jack PIPER</b>		Falcon Motorsport				
1 -	1:36.044	+ 20.451	10:48:58.200	8 -	1:16.161	+ 0.568	10:58:14.835
2 -	1:24.219	+ 8.626	10:50:22.419	9 -	1:16.546	+ 0.953	10:59:31.381
3 -	1:20.109	+ 4.516	10:51:42.528	10 -	<b>1:15.593</b>		<b>11:00:46.974</b>
4 -	1:19.435	+ 3.842	10:53:01.963	11 -	1:15.825	+ 0.232	11:02:02.799
5 -	1:18.104	+ 2.511	10:54:20.067	12 -	1:16.442	+ 0.849	11:03:19.241
6 -	1:19.473	+ 3.880	10:55:39.540	13 -	1:18.736	+ 3.143	11:04:37.977
7 -	1:19.134	+ 3.541	10:56:58.674	14 -	1:15.991	+ 0.398	11:05:53.968
<b>4</b>	<b>Kourosh M KHANI</b>		Welch Motorsport				
1 -	1:56.014	+ 41.614	10:48:55.494	8 -	1:15.424	+ 1.024	10:58:35.572
2 -	1:35.381	+ 20.981	10:50:30.875	9 -	1:15.211	+ 0.811	10:59:50.783
3 -	1:17.752	+ 3.352	10:51:48.627	10 -	1:14.859	+ 0.459	11:01:05.642
4 -	1:15.719	+ 1.319	10:53:04.346	11 -	1:50.717	+ 36.317	11:02:56.359
5 -	1:17.085	+ 2.685	10:54:21.431	12 -	1:15.598	+ 1.198	11:04:11.957
6 -	1:16.038	+ 1.638	10:55:37.469	13 -	<b>1:14.400</b>		<b>11:05:26.357</b>
7 -	1:42.679	+ 28.279	10:57:20.148				
<b>5</b>	<b>Luke WRIGHT</b>		Welch Motorsport				
1 -	1:24.882	+ 9.201	10:48:39.698	8 -	1:16.570	+ 0.889	10:57:39.589
2 -	1:19.618	+ 3.937	10:49:59.316	9 -	1:17.053	+ 1.372	10:58:56.642
3 -	1:18.031	+ 2.350	10:51:17.347	10 -	1:15.707	+ 0.026	11:00:12.349
4 -	1:17.579	+ 1.898	10:52:34.926	11 -	1:15.687	+ 0.006	11:01:28.036
5 -	1:16.415	+ 0.734	10:53:51.341	12 -	1:16.496	+ 0.815	11:02:44.532
6 -	<b>1:15.681</b>		<b>10:55:07.022</b>	13 -	1:15.696	+ 0.015	11:04:00.228
7 -	1:15.997	+ 0.316	10:56:23.019	14 -	1:16.454	+ 0.773	11:05:16.682
<b>6</b>	<b>Alex CRAVEN</b>		P Driver				
1 -	1:27.567	+ 11.677	10:48:51.989	8 -	1:17.184	+ 1.294	10:58:03.208
2 -	1:22.468	+ 6.578	10:50:14.457	9 -	1:17.333	+ 1.443	10:59:20.541
3 -	1:19.594	+ 3.704	10:51:34.051	10 -	1:16.634	+ 0.744	11:00:37.175
4 -	1:17.915	+ 2.025	10:52:51.966	11 -	1:16.574	+ 0.684	11:01:53.749
5 -	1:19.671	+ 3.781	10:54:11.637	12 -	1:16.144	+ 0.254	11:03:09.893
6 -	1:17.736	+ 1.846	10:55:29.373	13 -	1:16.167	+ 0.277	11:04:26.060
7 -	1:16.651	+ 0.761	10:56:46.024	14 -	<b>1:15.890</b>		<b>11:05:41.950</b>
<b>7</b>	<b>Ahmad AL HARTHY</b>		Hillspeed				
1 -	1:46.946	+ 32.888	10:48:55.954	8 -	1:14.522	+ 0.464	10:57:53.334
2 -	1:22.005	+ 7.947	10:50:17.959	9 -	3:18.449	+ 2:04.391	11:01:11.783
3 -	1:19.063	+ 5.005	10:51:37.022	10 -	1:14.531	+ 0.473	11:02:26.314
4 -	1:15.144	+ 1.086	10:52:52.166	11 -	1:14.541	+ 0.483	11:03:40.855
5 -	1:17.523	+ 3.465	10:54:09.689	12 -	1:14.158	+ 0.100	11:04:55.013
6 -	1:14.650	+ 0.592	10:55:24.339	13 -	<b>1:14.058</b>		<b>11:06:09.071</b>
7 -	1:14.473	+ 0.415	10:56:38.812				
<b>8</b>	<b>Dino ZAMPARELLI</b>		Reon Motorsport				
1 -	2:00.577	+ 46.658	10:49:23.503	5 -	1:21.151	+ 7.232	10:54:29.237
2 -	1:15.701	+ 1.782	10:50:39.204	6 -	1:13.991	+ 0.072	10:55:43.228
3 -	1:14.707	+ 0.788	10:51:53.911	7 -	1:22.591	+ 8.672	10:57:05.819
4 -	1:14.175	+ 0.256	10:53:08.086	8 -	<b>1:13.919</b>		<b>10:58:19.738</b>
<b>10</b>	<b>Archie HAMILTON</b>		Antel Motorsport				
1 -	1:44.278	+ 29.523	10:46:48.656	8 -	1:18.786	+ 4.031	10:55:58.625
2 -	1:21.319	+ 6.564	10:48:09.975	9 -	1:15.063	+ 0.308	10:57:13.688

Thruxton  
Circuit Length = 2.3560 miles  
Start: 10:45 End: 11:06

Weather / Track : Cloudy / Dry

# Protyre Formula Renault BARC Championship

## QUALIFYING - RACE 1 - LAP ANALYSIS

3 -	1:22.129	+ 7.374	10:49:32.104	10 -	1:23.690	+ 8.935	10:58:37.378	
4 -	1:16.227	+ 1.472	10:50:48.331	11 -	<b>1:14.755</b>		<b>10:59:52.133</b>	
5 -	1:15.407	+ 0.652	10:52:03.738	12 -	1:14.805	+ 0.050	11:01:06.938	
6 -	1:20.632	+ 5.877	10:53:24.370	13 -	1:35.342	+ 20.587	11:02:42.280	
7 -	1:15.469	+ 0.714	10:54:39.839					
<b>13</b>	<b>Joe CROOK</b>		Apotex Scorpio Motorsport					
1 -	1:51.235	+ 36.615	10:49:37.750	8 -	1:16.250	+ 1.630	10:58:46.767	
2 -	1:30.899	+ 16.279	10:51:08.649	9 -	1:15.128	+ 0.508	11:00:01.895	
3 -	1:19.199	+ 4.579	10:52:27.848	10 -	1:15.126	+ 0.506	11:01:17.021	
4 -	1:17.154	+ 2.534	10:53:45.002	11 -	1:15.262	+ 0.642	11:02:32.283	
5 -	1:15.124	+ 0.504	10:55:00.126	12 -	<b>1:14.620</b>		<b>11:03:46.903</b>	
6 -	1:15.183	+ 0.563	10:56:15.309	13 -	1:14.888	+ 0.268	11:05:01.791	
7 -	1:15.208	+ 0.588	10:57:30.517	14 -	1:14.783	+ 0.163	11:06:16.574	
<b>15</b>	<b>Don De GRAAFF</b>		Bamboo Engineering					
1 -	2:52.680	+ 1:37.738	10:48:02.566	9 -	1:15.705	+ 0.763	10:58:22.480	
2 -	1:19.058	+ 4.116	10:49:21.624	10 -	1:16.592	+ 1.650	10:59:39.072	
3 -	1:15.603	+ 0.661	10:50:37.227	11 -	1:15.567	+ 0.625	11:00:54.639	
4 -	1:15.086	+ 0.144	10:51:52.313	12 -	1:15.631	+ 0.689	11:02:10.270	
5 -	1:15.079	+ 0.137	10:53:07.392	13 -	<b>1:14.942</b>		<b>11:03:25.212</b>	
6 -	1:15.206	+ 0.264	10:54:22.598	14 -	1:17.532	+ 2.590	11:04:42.744	
7 -	1:15.092	+ 0.150	10:55:37.690	15 -	1:28.246	+ 13.304	11:06:10.990	
8 -	1:29.085	+ 14.143	10:57:06.775					
<b>18</b>	<b>Steven DURRANT</b>		P Driver					
1 -	1:29.503	+ 14.161	10:48:37.383	8 -	1:16.298	+ 0.956	10:57:35.837	
2 -	1:19.713	+ 4.371	10:49:57.096	9 -	1:16.197	+ 0.855	10:58:52.034	
3 -	1:17.553	+ 2.211	10:51:14.649	10 -	1:15.694	+ 0.352	11:00:07.728	
4 -	1:17.039	+ 1.697	10:52:31.688	11 -	1:15.872	+ 0.530	11:01:23.600	
5 -	1:16.462	+ 1.120	10:53:48.150	12 -	1:15.402	+ 0.060	11:02:39.002	
6 -	1:15.788	+ 0.446	10:55:03.938	13 -	1:15.997	+ 0.655	11:03:54.999	
7 -	1:15.601	+ 0.259	10:56:19.539	14 -	<b>1:15.342</b>		<b>11:05:10.341</b>	
<b>24</b>	<b>Adam BUTLER</b>		Bamboo Engineering					
1 -	1:19.494	+ 3.601	10:49:42.088	8 -	1:18.006	+ 2.113	10:58:47.595	
2 -	1:20.941	+ 5.048	10:51:03.029	9 -	1:15.981	+ 0.088	11:00:03.576	
3 -	1:18.533	+ 2.640	10:52:21.562	10 -	1:16.070	+ 0.177	11:01:19.646	
4 -	1:17.204	+ 1.311	10:53:38.766	11 -	1:17.065	+ 1.172	11:02:36.711	
5 -	1:16.820	+ 0.927	10:54:55.586	12 -	1:16.873	+ 0.980	11:03:53.584	
6 -	1:17.903	+ 2.010	10:56:13.489	13 -	<b>1:15.893</b>		<b>11:05:09.477</b>	
7 -	1:16.100	+ 0.207	10:57:29.589					
<b>26</b>	<b>David SUTTON</b>		Team Avago					
1 -	1:23.621	+ 8.199	10:48:14.328	9 -	1:16.337	+ 0.915	10:58:43.568	
2 -	1:20.212	+ 4.790	10:49:34.540	10 -	1:16.185	+ 0.763	10:59:59.753	
3 -	1:19.350	+ 3.928	10:50:53.890	11 -	1:15.915	+ 0.493	11:01:15.668	
4 -	1:18.294	+ 2.872	10:52:12.184	12 -	1:16.072	+ 0.650	11:02:31.740	
5 -	1:18.348	+ 2.926	10:53:30.532	13 -	1:17.301	+ 1.879	11:03:49.041	
6 -	1:18.019	+ 2.597	10:54:48.551	14 -	1:15.605	+ 0.183	11:05:04.646	
7 -	1:17.008	+ 1.586	10:56:05.559	15 -	<b>1:15.422</b>		<b>11:06:20.068</b>	
8 -	1:21.672	+ 6.250	10:57:27.231					
<b>27</b>	<b>Brett PARRIS</b>		Antel Motorsport					
1 -	1:33.490	+ 19.412	10:51:10.273	7 -	1:29.068	+ 14.990	10:59:03.569	
2 -	1:17.107	+ 3.029	10:52:27.380	8 -	1:14.422	+ 0.344	11:00:17.991	
3 -	1:14.877	+ 0.799	10:53:42.257	9 -	1:14.432	+ 0.354	11:01:32.423	
4 -	1:14.583	+ 0.505	10:54:56.840	10 -	<b>1:14.078</b>		<b>11:02:46.501</b>	
5 -	1:14.712	+ 0.634	10:56:11.552	11 -	1:14.240	+ 0.162	11:04:00.741	
6 -	1:22.949	+ 8.871	10:57:34.501	12 -	1:21.878	+ 7.800	11:05:22.619	
<b>28</b>	<b>Andrew JARMAN</b>		P Driver					
1 -	1:22.017	+ 6.221	10:48:19.081	8 -	1:17.173	+ 1.377	10:57:24.484	
2 -	1:19.265	+ 3.469	10:49:38.346	9 -	1:16.508	+ 0.712	10:58:40.992	

Weather / Track : Cloudy / Dry


Thruxton  
Circuit Length = 2.3560 miles  
Start: 10:45 End: 11:06

**Protyre Formula Renault BARC Championship**  
**QUALIFYING - RACE 1 - LAP ANALYSIS**

3 -	1:20.188	+ 4.392	10:50:58.534	10 -	<b>1:15.796</b>		<b>10:59:56.788</b>
4 -	1:17.525	+ 1.729	10:52:16.059	11 -	1:16.347	+ 0.551	11:01:13.135
5 -	1:17.601	+ 1.805	10:53:33.660	12 -	1:21.029	+ 5.233	11:02:34.164
6 -	1:17.303	+ 1.507	10:54:50.963	13 -	1:36.412	+ 20.616	11:04:10.576
7 -	1:16.348	+ 0.552	10:56:07.311	14 -	1:17.170	+ 1.374	11:05:27.746
<b>47</b>	<b>Pierre RENOM</b>			<b>P Driver</b>			
1 -	1:32.950	+ 16.907	10:49:12.618	7 -	1:24.990	+ 8.947	10:59:12.500
2 -	3:29.679	+ 2:13.636	10:52:42.297	8 -	1:19.879	+ 3.836	11:00:32.379
3 -	1:16.397	+ 0.354	10:53:58.694	9 -	1:16.919	+ 0.876	11:01:49.298
4 -	1:16.258	+ 0.215	10:55:14.952	10 -	1:16.889	+ 0.846	11:03:06.187
5 -	<b>1:16.043</b>		<b>10:56:30.995</b>	11 -	1:16.211	+ 0.168	11:04:22.398
6 -	1:16.515	+ 0.472	10:57:47.510	12 -	1:16.296	+ 0.253	11:05:38.694
<b>99</b>	<b>James THEODORE</b>			<b>Hillspeed</b>			
1 -	1:17.267	+ 2.905	10:48:03.292	8 -	1:14.626	+ 0.264	10:58:56.219
2 -	1:17.662	+ 3.300	10:49:20.954	9 -	1:14.827	+ 0.465	11:00:11.046
3 -	1:14.589	+ 0.227	10:50:35.543	10 -	1:14.598	+ 0.236	11:01:25.644
4 -	1:14.603	+ 0.241	10:51:50.146	11 -	1:15.621	+ 1.259	11:02:41.265
5 -	<b>1:14.362</b>		<b>10:53:04.508</b>	12 -	1:14.894	+ 0.532	11:03:56.159
6 -	3:21.506	+ 2:07.144	10:56:26.014	13 -	1:14.502	+ 0.140	11:05:10.661
7 -	1:15.579	+ 1.217	10:57:41.593				

# Protyre Formula Renault BARC Championship - Round 12

## RACE 1 - GRID

ROW 9	47	1:16.043 Pierre RENOM	24	1:15.893 Adam BUTLER
ROW 8	6	1:15.890 Alex CRAVEN	28	1:15.796 Andrew JARMAN
ROW 7	5	1:15.681 Luke WRIGHT	3	1:15.593 Jack PIPER
ROW 6	26	1:15.422 David SUTTON	18	1:15.342 Steven DURRANT
ROW 5	15	1:14.942 Don De GRAAFF	10	1:14.755 Archie HAMILTON
ROW 4	13	1:14.620 Joe CROOK	4	1:14.400 Kourosh M KHANI
ROW 3	99	1:14.362 James THEODORE	27	1:14.078 Brett PARRIS
ROW 2	7	1:14.058 Ahmad AL HARTHY	8	1:13.919 Dino ZAMPARELLI
ROW 1	2	1:13.873 Josh MULHOLLAND		
<b>Pole</b>				
				

Thruxton  
Circuit Length = 2.3560 miles

**These results are provisional until the conclusion of any judicial and technical matters.**

Clerk of Course :		Timekeeper :
-------------------	--	--------------

# Protyre Formula Renault BARC Championship - Round 12

## RACE 1 - CLASSIFICATION

POS	NO	CL	NAME	ENTRY	LAPS	TIME	GAP	DIFF	MPH	BEST	ON
1	2		<b>Josh MULHOLLAND</b>	Alpine Motorsport	12	16:23.237			103.51	1:20.021	7
2	7		<b>Ahmad AL HARTHY</b>	Hillspeed	12	16:24.527	<b>1.290</b>	1.290	103.37	1:19.879	8
3	8		<b>Dino ZAMPARELLI</b>	Reon Motorsport	12	16:26.539	<b>3.302</b>	2.012	103.16	1:20.283	9
4	99		<b>James THEODORE</b>	Hillspeed	12	16:27.231	<b>3.994</b>	0.692	103.09	1:19.924	8
5	13		<b>Joe CROOK</b>	Apotex Scorpio Motorsport	12	16:36.301	<b>13.064</b>	9.070	102.15	1:20.642	9
6	18	P	<b>Steven DURRANT</b>	Driver	12	16:59.259	<b>36.022</b>	22.958	99.85	1:22.463	4
7	5		<b>Luke WRIGHT</b>	Welch Motorsport	12	17:06.166	<b>42.929</b>	6.907	99.18	1:22.635	10
8	26		<b>David SUTTON</b>	Team Avago	12	17:12.486	<b>49.249</b>	6.320	98.57	1:23.176	11
9	4		<b>Kourosh M KHANI</b>	Welch Motorsport	12	17:15.788	<b>52.551</b>	3.302	98.26	1:23.409	12
10	10		<b>Archie HAMILTON</b>	Antel Motorsport	12	17:16.424	<b>53.187</b>	0.636	98.20	1:23.590	11
11	28	P	<b>Andrew JARMAN</b>	Driver	12	17:20.754	<b>57.517</b>	4.330	97.79	1:23.825	9
12	15		<b>Don De GRAAFF</b>	Bamboo Engineering	12	17:24.937	<b>1:01.700</b>	4.183	97.40	1:24.228	11
13	47	P	<b>Pierre RENOM</b>	Driver	12	17:25.304	<b>1:02.067</b>	0.367	97.36	1:22.547	10
14	3		<b>Jack PIPER</b>	Falcon Motorsport	11	16:36.393	<b>1 lap</b>	1 lap	93.63	1:24.116	9
15	24		<b>Adam BUTLER</b>	Bamboo Engineering	11	16:42.339	<b>1 lap</b>	5.946	93.07	1:26.230	11
NOT CLASSIFIED											
DNF	6	P	<b>Alex CRAVEN</b>	Driver	5	7:34.797	<b>7 laps</b>	6 laps	93.24	1:26.618	5
DNF	27		<b>Brett PARRIS</b>	Antel Motorsport	4	5:39.993	<b>8 laps</b>	1 lap	99.78	1:22.527	3
FASTEST LAP											
	7		<b>Ahmad AL HARTHY</b>	Hillspeed	8	1:19.879		106.18 mph		170.88 kph	
	18	P	<b>Steven DURRANT</b>	Driver	4	1:22.463		102.85 mph		165.52 kph	

Weather / Track : Cloudy / Wet

These results are provisional until the conclusion of any judicial and technical matters.

Thruxton  
Circuit Length = 2.3560 miles  
Start: 12:59 End: 13:17

Clerk of Course :

Timekeeper :

# Protyre Formula Renault BARC Championship - Round 12

## RACE 1 - LAP CHART

Lap 1			Lap 2			Lap 3			Lap 4			Lap 5		
No	Behind	Laptime	No	Behind	Laptime	No	Behind	Laptime	No	Behind	Laptime	No	Behind	Laptime
27		1:30.571	27		1:23.805	27		1:22.527	27		1:23.090	2		1:20.915
8	0.936	1:31.507	2	0.905	1:23.489	7	0.365	1:21.839	2	0.092	1:22.560	7	0.845	1:21.169
2	1.221	1:31.792	7	1.053	1:22.977	2	0.622	1:22.244	7	0.683	1:23.408	8	1.602	1:21.372
7	1.881	1:32.452	8	1.622	1:24.491	8	1.907	1:22.812	8	1.237	1:22.420	99	3.315	1:22.530
99	2.638	1:33.209	99	2.851	1:24.018	99	2.833	1:22.509	99	1.792	1:22.049	13	8.028	1:22.011
13	5.569	1:36.140	13	6.956	1:25.192	13	8.108	1:23.679	13	7.024	1:22.006	18	10.980	1:23.252
18	6.342	1:36.913	18	8.119	1:25.582	18	9.362	1:23.770	18	8.735	1:22.463	26	22.349	1:23.904
4	8.177	1:38.748	4	13.439	1:29.067	26	17.614	1:25.787	26	19.452	1:24.928	5	22.531	1:23.716
28	8.570	1:39.141	28	13.968	1:29.203	4	18.576	1:27.664	5	19.822	1:23.885	4	25.438	1:24.746
26	9.181	1:39.752	26	14.354	1:28.978	5	19.027	1:26.484	4	21.699	1:26.213	28	26.305	1:24.850
10	9.808	1:40.379	5	15.070	1:27.782	28	19.556	1:28.115	28	22.462	1:25.996	10	27.821	1:25.781
6	10.680	1:41.251	10	15.321	1:29.318	10	20.478	1:27.684	10	23.047	1:25.659	15	30.181	1:24.920
5	11.093	1:41.664	6	17.119	1:30.244	15	23.103	1:27.875	15	26.268	1:26.255	6	33.797	1:26.618
15	11.721	1:42.292	15	17.755	1:29.839	6	24.026	1:29.434	6	28.186	1:27.250	47	34.650	1:26.427
47	12.052	1:42.623	47	18.959	1:30.712	47	24.757	1:28.325	47	29.230	1:27.563	3	46.280	1:27.090
24	14.798	1:45.369	3	28.075	1:30.216	3	35.055	1:29.507	3	40.197	1:28.232	24	53.489	1:28.181
3	21.664	1:52.235	24	31.569	1:40.576	24	40.207	1:31.165	24	46.315	1:29.198			

# Protyre Formula Renault BARC Championship - Round 12

## RACE 1 - LAP CHART

Lap 6			Lap 7			Lap 8			Lap 9			Lap 10		
No	Behind	Laptime	No	Behind	Laptime	No	Behind	Laptime	No	Behind	Laptime	No	Behind	Laptime
2		1:20.518	2		1:20.021	2		1:20.444	2		1:20.148	2		1:20.121
7	0.941	1:20.614	7	1.508	1:20.588	7	0.943	1:19.879	7	0.833	1:20.038	7	0.886	1:20.174
8	2.008	1:20.924	8	2.498	1:20.511	8	2.348	1:20.294	8	2.483	1:20.283	24	1 LAP	1:28.129
99	3.581	1:20.784	99	4.227	1:20.667	99	3.707	1:19.924	99	3.859	1:20.300	8	3.370	1:21.008
13	8.996	1:21.486	13	10.008	1:21.033	13	10.347	1:20.783	13	10.841	1:20.642	99	4.245	1:20.507
18	13.809	1:23.347	18	16.961	1:23.173	18	19.667	1:23.150	18	23.140	1:23.621	13	11.748	1:21.028
5	25.996	1:23.983	5	29.412	1:23.437	5	32.522	1:23.554	5	35.764	1:23.390	18	27.475	1:24.456
26	27.268	1:25.437	26	30.934	1:23.687	26	34.526	1:24.036	26	38.340	1:23.962	5	38.278	1:22.635
4	30.437	1:25.517	4	35.066	1:24.650	4	38.944	1:24.322	4	42.831	1:24.035	26	42.233	1:24.014
10	31.926	1:24.623	10	35.904	1:23.999	10	39.467	1:24.007	10	43.258	1:23.939	4	46.128	1:23.418
28	32.419	1:26.632	28	38.787	1:26.389	28	43.346	1:25.003	28	47.023	1:23.825	10	46.932	1:23.795
15	34.228	1:24.565	15	39.761	1:25.554	15	44.165	1:24.848	15	49.016	1:24.999	28	50.770	1:23.868
47	40.762	1:26.630	47	46.515	1:25.774	47	50.477	1:24.406	47	53.980	1:23.651	15	54.006	1:25.111
3	52.254	1:26.492	3	58.628	1:26.395	3	1:03.907	1:25.723	3	1:07.875	1:24.116	47	56.406	1:22.547
24	1:00.546	1:27.575	24	1:08.217	1:27.692	24	1:15.183	1:27.410						


# Protyre Formula Renault BARC Championship - Round 12

## RACE 1 - LAP CHART

Lap 11			Lap 12		
No	Behind	Laptime	No	Behind	Laptime
2		1:20.622	2		1:20.363
7	0.831	1:20.567	7	1.290	1:20.822
8	3.074	1:20.326	8	3.302	1:20.591
99	4.323	1:20.700	99	3.994	1:20.034
3	1 LAP	1:38.230	13	13.064	1:21.397
13	12.030	1:20.904	3	1 LAP	1:28.157
24	1 LAP	1:30.814	24	1 LAP	1:26.230
18	31.610	1:24.757	18	36.022	1:24.775
5	40.347	1:22.691	5	42.929	1:22.945
26	44.787	1:23.176	26	49.249	1:24.825
4	49.505	1:23.999	4	52.551	1:23.409
10	49.900	1:23.590	10	53.187	1:23.650
28	54.030	1:23.882	28	57.517	1:23.850
15	57.612	1:24.228	15	1:01.700	1:24.451
47	58.564	1:22.780	47	1:02.067	1:23.866

# Protyre Formula Renault BARC Championship - Round 13

## RACE 5 - GRID

ROW 9	1:16.347 28 Andrew JARMAN	1:16.211 47 Pierre RENOM
ROW 8	1:16.144 6 Alex CRAVEN	1:15.981 24 Adam BUTLER
ROW 7	1:15.825 3 Jack PIPER	1:15.687 5 Luke WRIGHT
ROW 6	1:15.605 26 David SUTTON	1:15.402 18 Steven DURRANT
ROW 5	1:15.079 15 Don De GRAAFF	1:14.859 4 Kourosh M KHANI
ROW 4	1:14.805 10 Archie HAMILTON	1:14.783 13 Joe CROOK
ROW 3	1:14.502 99 James THEODORE	1:14.240 27 Brett PARRIS
ROW 2	1:14.158 7 Ahmad AL HARTHY	1:13.991 8 Dino ZAMPARELLI
ROW 1	1:13.958 2 Josh MULHOLLAND	
<b>Pole</b>		
		

Thruxton  
Circuit Length = 2.3560 miles

**These results are provisional until the conclusion of any judicial and technical matters.**

Clerk of Course :

Timekeeper :

# Protyre Formula Renault BARC Championship - Round 13

## RACE 5 - CLASSIFICATION

POS	NO	CL	NAME	ENTRY	LAPS	TIME	GAP	DIFF	MPH	BEST	ON
1	8		<b>Dino ZAMPARELLI</b>	Reon Motorsport	12	16:42.709			101.50	1:21.124	10
2	7		<b>Ahmad AL HARTHY</b>	Hillspeed	12	16:46.698	<b>3.989</b>	3.989	101.10	1:20.132	9
3	27		<b>Brett PARRIS</b>	Antel Motorsport	12	16:56.894	<b>14.185</b>	10.196	100.08	1:21.139	11
4	13		<b>Joe CROOK</b>	Apotex Scorpio Motorsport	12	16:57.627	<b>14.918</b>	0.733	100.01	1:21.124	10
5	18	P	<b>Steven DURRANT</b>	Driver	12	17:17.785	<b>35.076</b>	20.158	98.07	1:21.471	12
6	99		<b>James THEODORE</b>	Hillspeed	12	17:18.680	<b>35.971</b>	0.895	97.98	1:20.706	10
7	5		<b>Luke WRIGHT</b>	Welch Motorsport	12	17:19.702	<b>36.993</b>	1.022	97.89	1:21.599	12
8	26		<b>David SUTTON</b>	Team Avago	12	17:30.733	<b>48.024</b>	11.031	96.86	1:22.462	12
9	10		<b>Archie HAMILTON</b>	Antel Motorsport	12	17:56.401	<b>1:13.692</b>	25.668	94.55	1:23.651	12
10	28	P	<b>Andrew JARMAN</b>	Driver	12	17:56.816	<b>1:14.107</b>	0.415	94.51	1:23.290	12
11	15		<b>Don De GRAAFF</b>	Bamboo Engineering	12	18:00.055	<b>1:17.346</b>	3.239	94.23	1:22.970	12
12	4		<b>Kourosh M KHANI</b>	Welch Motorsport	11	16:44.705	<b>1 lap</b>	1 lap	92.86	1:24.168	9
13	24		<b>Adam BUTLER</b>	Bamboo Engineering	11	16:45.068	<b>1 lap</b>	0.363	92.82	1:24.849	9
14	47	P	<b>Pierre RENOM</b>	Driver	11	16:53.013	<b>1 lap</b>	7.945	92.09	1:24.416	11
15	3		<b>Jack PIPER</b>	Falcon Motorsport	11	16:54.106	<b>1 lap</b>	1.093	91.99	1:23.329	11
16	6	P	<b>Alex CRAVEN</b>	Driver	10	16:44.356	<b>2 laps</b>	1 lap	84.44	1:29.717	7
NOT CLASSIFIED											
DNF	2		<b>Josh MULHOLLAND</b>	Alpine Motorsport	11	15:37.232	<b>1 lap</b>	0.000	99.54	1:20.473	11
FASTEST LAP											
	7		<b>Ahmad AL HARTHY</b>	Hillspeed	9	1:20.132		105.84 mph		170.34 kph	
	18	P	<b>Steven DURRANT</b>	Driver	12	1:21.471		104.10 mph		167.54 kph	

Weather / Track : Cloudy / Wet

These results are provisional until the conclusion of any judicial and technical matters.

Thruxton  
Circuit Length = 2.3560 miles  
Start: 15:53 End: 16:12

Clerk of Course :		Timekeeper :
-------------------	--	--------------

# Protyre Formula Renault BARC Championship - Round 13

## RACE 5 - LAP CHART

Lap 1			Lap 2			Lap 3			Lap 4			Lap 5		
No	Behind	Laptime	No	Behind	Laptime	No	Behind	Laptime	No	Behind	Laptime	No	Behind	Laptime
8		1:31.097	8		1:24.866	8		1:24.475	8		1:23.795	8		1:23.339
7	1.769	1:32.866	7	3.996	1:27.093	7	7.864	1:28.343	7	8.738	1:24.669	6	1 LAP	1:33.688
27	4.580	1:35.677	27	8.331	1:28.617	27	10.935	1:27.079	27	13.717	1:26.577	7	9.241	1:23.842
13	9.409	1:40.506	13	12.158	1:27.615	13	13.176	1:25.493	13	15.159	1:25.778	27	14.774	1:24.396
18	10.120	1:41.217	2	14.416	1:28.534	2	16.344	1:26.403	2	16.736	1:24.187	13	16.049	1:24.229
2	10.748	1:41.845	18	17.678	1:32.424	18	24.284	1:31.081	18	28.044	1:27.555	2	17.022	1:23.625
99	12.455	1:43.552	99	19.000	1:31.411	99	25.029	1:30.504	99	28.820	1:27.586	18	30.998	1:26.293
10	14.082	1:45.179	5	22.846	1:32.959	5	27.445	1:29.074	5	30.411	1:26.761	99	31.852	1:26.371
5	14.753	1:45.850	26	24.504	1:34.227	26	30.111	1:30.082	26	34.200	1:27.884	5	33.478	1:26.406
26	15.143	1:46.240	10	28.924	1:39.708	10	38.874	1:34.425	10	47.408	1:32.329	26	37.305	1:26.444
3	18.916	1:50.013	4	33.730	1:39.379	4	43.838	1:34.583	28	50.311	1:29.714	10	53.578	1:29.509
4	19.217	1:50.314	28	35.731	1:35.110	28	44.392	1:33.136	4	51.145	1:31.102	28	54.619	1:27.647
47	25.194	1:56.291	47	38.623	1:38.295	15	47.311	1:32.556	15	52.133	1:28.617	15	56.185	1:27.391
28	25.487	1:56.584	15	39.230	1:37.762	47	51.309	1:37.161	24	58.465	1:30.657	4	1:00.202	1:32.396
15	26.334	1:57.431	24	40.566	1:36.503	24	51.603	1:35.512	47	59.496	1:31.982	24	1:04.201	1:29.075
24	28.929	2:00.026	6	44.292	1:38.335	3	56.952	1:34.206	3	1:05.404	1:32.247	47	1:05.738	1:29.581
6	30.823	2:01.920	3	47.221	1:53.171	6	1:21.008	2:01.191				3	1:12.171	1:30.106

# Protyre Formula Renault BARC Championship - Round 13

## RACE 5 - LAP CHART

Lap 6			Lap 7			Lap 8			Lap 9			Lap 10		
No	Behind	Laptime	No	Behind	Laptime	No	Behind	Laptime	No	Behind	Laptime	No	Behind	Laptime
8		1:22.605	8		1:22.075	8		1:21.722	8		1:21.503	8		1:21.124
7	9.380	1:22.744	7	9.193	1:21.888	3	1 LAP	1:26.838	47	1 LAP	1:28.812	47	1 LAP	1:25.453
27	17.317	1:25.148	27	18.037	1:22.795	7	8.299	1:20.828	3	1 LAP	1:25.668	7	7.465	1:21.661
13	18.136	1:24.692	13	18.760	1:22.699	27	17.618	1:21.303	7	6.928	1:20.132	3	1 LAP	1:25.442
2	18.335	1:23.918	2	20.006	1:23.746	13	18.459	1:21.421	27	17.589	1:21.474	27	17.811	1:21.346
18	33.643	1:25.250	18	35.117	1:23.549	2	19.988	1:21.704	13	18.483	1:21.527	13	18.483	1:21.124
99	33.943	1:24.696	99	35.501	1:23.633	18	36.018	1:22.623	2	19.371	1:20.886	2	20.158	1:21.911
5	35.364	1:24.491	5	36.366	1:23.077	99	36.869	1:23.090	18	36.378	1:21.863	18	37.150	1:21.896
26	40.741	1:26.041	26	43.277	1:24.611	5	37.316	1:22.672	99	37.823	1:22.457	99	37.405	1:20.706
6	1 LAP	1:57.227	6	1 LAP	1:31.344	26	45.272	1:23.717	5	38.479	1:22.666	5	39.127	1:21.772
10	58.681	1:27.708	10	1:02.286	1:25.680	6	1 LAP	1:29.717	26	47.096	1:23.327	26	48.917	1:22.945
28	59.096	1:27.082	28	1:03.099	1:26.078	10	1:05.031	1:24.467	6	1 LAP	1:29.959	10	1:12.399	1:24.925
15	59.489	1:25.909	15	1:03.967	1:26.553	28	1:06.399	1:25.022	10	1:08.598	1:25.070	28	1:13.548	1:25.308
4	1:06.067	1:28.470	4	1:10.944	1:26.952	15	1:07.316	1:25.071	28	1:09.364	1:24.468	15	1:16.697	1:27.015
24	1:08.250	1:26.654	24	1:11.435	1:25.260	4	1:14.785	1:25.563	15	1:10.806	1:24.993	6	1 LAP	1:31.157
47	1:11.293	1:28.160	47	1:16.179	1:26.961	24	1:15.499	1:25.786	4	1:17.450	1:24.168	4	1:20.658	1:24.332
3	1:18.271	1:28.705							24	1:18.845	1:24.849			

# Protyre Formula Renault BARC Championship - Round 13

## RACE 5 - LAP CHART

Lap 11			Lap 12		
No	Behind	Laptime	No	Behind	Laptime
8		1:21.992	8		1:24.116
24	1 LAP	1:25.557	6	2 LAPS	1:29.818
7	7.082	1:21.609	4	1 LAP	1:27.446
47	1 LAP	1:25.901	24	1 LAP	1:25.189
3	1 LAP	1:24.381	7	3.989	1:21.023
27	16.958	1:21.139	47	1 LAP	1:24.416
13	17.705	1:21.214	3	1 LAP	1:23.329
2	18.639	1:20.473	27	14.185	1:21.343
18	37.721	1:22.563	13	14.918	1:21.329
99	38.266	1:22.853	18	35.076	1:21.471
5	39.510	1:22.375	99	35.971	1:21.821
26	49.678	1:22.753	5	36.993	1:21.599
10	1:14.157	1:23.750	26	48.024	1:22.462
28	1:14.933	1:23.377	10	1:13.692	1:23.651
15	1:18.492	1:23.787	28	1:14.107	1:23.290
			15	1:17.346	1:22.970

# Kumho BMW Championship

## QUALIFYING - RACE 3 - CLASSIFICATION

POS	NO	CL	NAME	ENTRY	TIME	ON	LAPS	GAP	DIFF	MPH
1	42	A	Thomas KNIGHT	BMW E36 M3	1:25.810	7	9			98.84
2	2	A	Garrie WHITTAKER	BMW E30 M3	1:25.975	6	10	0.165	0.165	98.65
3	20	A	Anthony HOWARTH	BMW E36 M3 Evo	1:26.823	6	7	1.013	0.848	97.68
4	23	A	David KEMPTON	BMW M3 E36	1:27.025	5	9	1.215	0.202	97.46
5	1	A	Karl CATTLEFF	BMW E30 M3	1:27.213	6	9	1.403	0.188	97.25
6	19	A	Tom WEBB	BMW E36	1:27.326	4	8	1.516	0.113	97.12
7	8	A	James WEBB	BMW E36	1:27.533	5	8	1.723	0.207	96.89
8	12	A	Stephen PEARSON	BMW M3	1:27.894	9	9	2.084	0.361	96.49
9	10	A	Ian CRISP	BMW E36 M3 EVO	1:28.313	3	4	2.503	0.419	96.03
10	15	A	Piers ROSS	BMW E36 M3 EVO	1:28.503	9	9	2.693	0.190	95.83
11	25	A	Neil GUMMOW	BMW E36 M3 Evo 3.2	1:28.528	5	9	2.718	0.025	95.80
12	9	A	Richard MALLINSON	BMW E36 M3	1:28.589	6	9	2.779	0.061	95.74
13	13	A	Thomas HOULBROOK	BMW E36 M3 3.2	1:28.665	4	8	2.855	0.076	95.65
14	22	I	Timothy SWEET	BMW E3	1:29.381	4	9	3.571	0.716	94.89
15	33	B	Mark CAPEWELL	BMW M3	1:30.536	5	8	4.726	1.155	93.68
16	4	A	Colin WHITMORE	BMW E36 M3	1:30.918	7	9	5.108	0.382	93.28
17	26	A	Graham HEARD	BMW M3	1:31.038	4	9	5.228	0.120	93.16
18	27	B	Evelyne BUANIC	BMW M3 E30	1:32.334	5	8	6.524	1.296	91.85
19	31	B	James CARD	BMW E30 M3	1:32.460	5	8	6.650	0.126	91.73
20	32	B	Rodger CARD	BMW E30 M3	1:33.394	8	8	7.584	0.934	90.81
21	45	B	Des THRESH	BMW E30 M3	1:33.942	6	8	8.132	0.548	90.28
22	41	B	Stuart LAWS	BMW 325	1:34.189	6	8	8.379	0.247	90.04
23	71	D	Sean FOLEY	BMW 318is	1:36.656	4	8	10.846	2.467	87.75
24	28	B	Adrian GILBERT	BMW M3 E36	1:38.804	4	7	12.994	2.148	85.84
25	73	D	John JONES	BMW 318is	1:42.413	5	7	16.603	3.609	82.81
26	77	D	John BRABBIN	BMW 318	1:43.192	3	7	17.382	0.779	82.19
27	74	D	Ralph KIRK	BMW 318	1:44.079	6	7	18.269	0.887	81.49

Car No 23 needs a working transponder please.

Weather / Track : Cloudy / Dry

These results are provisional until the conclusion of any judicial and technical matters.

Thruxton  
Circuit Length = 2.3560 miles  
Start: 11:10 End: 11:27

Clerk of Course :	Timekeeper :
-------------------	--------------

# Kumho BMW Championship

## QUALIFYING - RACE 3 - LAP ANALYSIS

<b>1</b>	<b>Karl CATLIFF</b> A BMW E30 M3					
1 -	1:35.509	+ 8.296	11:14:07.260	6 -	<b>1:27.213</b>	<b>11:21:40.765</b>
2 -	1:32.928	+ 5.715	11:15:40.188	7 -	1:28.884	+ 1.671 11:23:09.649
3 -	1:30.176	+ 2.963	11:17:10.364	8 -	1:27.420	+ 0.207 11:24:37.069
4 -	1:27.810	+ 0.597	11:18:38.174	9 -	1:28.559	+ 1.346 11:26:05.628
5 -	1:35.378	+ 8.165	11:20:13.552			
<b>2</b>	<b>Garrie WHITTAKER</b> A BMW E30 M3					
1 -	1:27.831	+ 1.856	11:13:33.782	6 -	<b>1:25.975</b>	<b>11:20:47.872</b>
2 -	1:27.526	+ 1.551	11:15:01.308	7 -	1:26.700	+ 0.725 11:22:14.572
3 -	1:27.807	+ 1.832	11:16:29.115	8 -	1:30.581	+ 4.606 11:23:45.153
4 -	1:26.389	+ 0.414	11:17:55.504	9 -	1:26.681	+ 0.706 11:25:11.834
5 -	1:26.393	+ 0.418	11:19:21.897	10 -	1:26.842	+ 0.867 11:26:38.676
<b>4</b>	<b>Colin WHITMORE</b> A BMW E36 M3					
1 -	1:35.946	+ 5.028	11:14:09.027	6 -	1:31.168	+ 0.250 11:21:49.858
2 -	1:33.376	+ 2.458	11:15:42.403	7 -	<b>1:30.918</b>	<b>11:23:20.776</b>
3 -	1:32.453	+ 1.535	11:17:14.856	8 -	1:32.093	+ 1.175 11:24:52.869
4 -	1:30.976	+ 0.058	11:18:45.832	9 -	1:32.294	+ 1.376 11:26:25.163
5 -	1:32.858	+ 1.940	11:20:18.690			
<b>8</b>	<b>James WEBB</b> A BMW E36					
1 -	1:45.281	+ 17.748	11:15:01.238	5 -	<b>1:27.533</b>	<b>11:21:04.897</b>
2 -	1:34.967	+ 7.434	11:16:36.205	6 -	1:28.602	+ 1.069 11:22:33.499
3 -	1:31.739	+ 4.206	11:18:07.944	7 -	1:29.352	+ 1.819 11:24:02.851
4 -	1:29.420	+ 1.887	11:19:37.364	8 -	1:39.897	+ 12.364 11:25:42.748
<b>9</b>	<b>Richard MALLINSON</b> A BMW E36 M3					
1 -	1:33.400	+ 4.811	11:13:54.103	6 -	<b>1:28.589</b>	<b>11:21:23.324</b>
2 -	1:29.460	+ 0.871	11:15:23.563	7 -	1:29.310	+ 0.721 11:22:52.634
3 -	1:29.690	+ 1.101	11:16:53.253	8 -	1:30.823	+ 2.234 11:24:23.457
4 -	1:31.690	+ 3.101	11:18:24.943	9 -	1:32.190	+ 3.601 11:25:55.647
5 -	1:29.792	+ 1.203	11:19:54.735			
<b>10</b>	<b>Ian CRISP</b> A BMW E36 M3 EVO					
1 -	1:28.958	+ 0.645	11:14:10.743	3 -	<b>1:28.313</b>	<b>11:17:08.068</b>
2 -	1:29.012	+ 0.699	11:15:39.755	4 -	1:29.009	+ 0.696 11:18:37.077
<b>12</b>	<b>Stephen PEARSON</b> A BMW M3					
1 -	1:34.876	+ 6.982	11:14:09.460	6 -	1:28.653	+ 0.759 11:21:37.597
2 -	1:30.286	+ 2.392	11:15:39.746	7 -	1:29.199	+ 1.305 11:23:06.796
3 -	1:29.152	+ 1.258	11:17:08.898	8 -	1:29.215	+ 1.321 11:24:36.011
4 -	1:29.619	+ 1.725	11:18:38.517	9 -	<b>1:27.894</b>	<b>11:26:03.905</b>
5 -	1:30.427	+ 2.533	11:20:08.944			
<b>13</b>	<b>Thomas HOULBROOK</b> A BMW E36 M3 3.2					
1 -	1:36.462	+ 7.797	11:14:06.435	5 -	1:31.415	+ 2.750 11:22:00.476
2 -	3:24.461	+ 1:55.796	11:17:30.896	6 -	1:30.255	+ 1.590 11:23:30.731
3 -	1:29.500	+ 0.835	11:19:00.396	7 -	1:32.275	+ 3.610 11:25:03.006
4 -	<b>1:28.665</b>		<b>11:20:29.061</b>	8 -	1:31.528	+ 2.863 11:26:34.534
<b>15</b>	<b>Piers ROSS</b> A BMW E36 M3 EVO					
1 -	1:33.390	+ 4.887	11:14:04.993	6 -	1:28.782	+ 0.279 11:21:37.072
2 -	1:31.858	+ 3.355	11:15:36.851	7 -	1:28.879	+ 0.376 11:23:05.951
3 -	1:30.053	+ 1.550	11:17:06.904	8 -	1:30.766	+ 2.263 11:24:36.717
4 -	1:30.619	+ 2.116	11:18:37.523	9 -	<b>1:28.503</b>	<b>11:26:05.220</b>
5 -	1:30.767	+ 2.264	11:20:08.290			
<b>19</b>	<b>Tom WEBB</b> A BMW E36					
1 -	1:44.532	+ 17.206	11:15:16.531	5 -	1:28.082	+ 0.756 11:21:21.615
2 -	1:40.288	+ 12.962	11:16:56.819	6 -	1:29.162	+ 1.836 11:22:50.777
3 -	1:29.388	+ 2.062	11:18:26.207	7 -	1:27.522	+ 0.196 11:24:18.299
4 -	<b>1:27.326</b>		<b>11:19:53.533</b>	8 -	1:27.707	+ 0.381 11:25:46.006

Car No 23 needs a working transponder please.

Weather / Track : Cloudy / Dry

# Kumho BMW Championship

## QUALIFYING - RACE 3 - LAP ANALYSIS

<b>20</b>	<b>Anthony HOWARTH</b>		A BMW E36 M3 Evo				
1 -	1:31.744	+ 4.921	11:13:52.460	5 -	1:27.350	+ 0.527	11:19:42.410
2 -	1:26.824	+ 0.001	11:15:19.284	6 -	<b>1:26.823</b>		<b>11:21:09.233</b>
3 -	1:27.959	+ 1.136	11:16:47.243	7 -	1:27.800	+ 0.977	11:22:37.033
4 -	1:27.817	+ 0.994	11:18:15.060				
<b>22</b>	<b>Timothy SWEET</b>		I BMW E3				
1 -	1:36.066	+ 6.685	11:14:10.079	6 -	1:30.333	+ 0.952	11:21:42.457
2 -	1:32.808	+ 3.427	11:15:42.887	7 -	1:31.595	+ 2.214	11:23:14.052
3 -	1:30.445	+ 1.064	11:17:13.332	8 -	1:32.980	+ 3.599	11:24:47.032
4 -	<b>1:29.381</b>		<b>11:18:42.713</b>	9 -	1:31.540	+ 2.159	11:26:18.572
5 -	1:29.411	+ 0.030	11:20:12.124				
<b>23</b>	<b>David KEMPTON</b>		A BMW M3 E36				
1 -	1:34.305	+ 7.280	11:13:53.670	6 -	1:27.553	+ 0.528	11:21:16.210
2 -	1:27.712	+ 0.687	11:15:21.382	7 -	1:27.218	+ 0.193	11:22:43.428
3 -	1:30.391	+ 3.366	11:16:51.773	8 -	1:31.555	+ 4.530	11:24:14.983
4 -	1:29.859	+ 2.834	11:18:21.632	9 -	1:28.129	+ 1.104	11:25:43.112
5 -	<b>1:27.025</b>		<b>11:19:48.657</b>				
<b>25</b>	<b>Neil GUMMOW</b>		A BMW E36 M3 Evo 3.2				
1 -	1:35.783	+ 7.255	11:14:25.163	6 -	1:30.868	+ 2.340	11:21:59.047
2 -	1:33.437	+ 4.909	11:15:58.600	7 -	1:31.597	+ 3.069	11:23:30.644
3 -	1:31.370	+ 2.842	11:17:29.970	8 -	1:33.155	+ 4.627	11:25:03.799
4 -	1:29.681	+ 1.153	11:18:59.651	9 -	1:30.276	+ 1.748	11:26:34.075
5 -	<b>1:28.528</b>		<b>11:20:28.179</b>				
<b>26</b>	<b>Graham HEARD</b>		A BMW M3				
1 -	1:34.573	+ 3.535	11:14:22.324	6 -	1:32.458	+ 1.420	11:22:02.570
2 -	1:32.553	+ 1.515	11:15:54.877	7 -	1:32.049	+ 1.011	11:23:34.619
3 -	1:31.740	+ 0.702	11:17:26.617	8 -	1:33.386	+ 2.348	11:25:08.005
4 -	<b>1:31.038</b>		<b>11:18:57.655</b>	9 -	1:35.249	+ 4.211	11:26:43.254
5 -	1:32.457	+ 1.419	11:20:30.112				
<b>27</b>	<b>Evelyne BUANIC</b>		B BMW M3 E30				
1 -	1:37.960	+ 5.626	11:14:27.337	5 -	<b>1:32.334</b>		<b>11:20:39.637</b>
2 -	1:33.905	+ 1.571	11:16:01.242	6 -	1:32.654	+ 0.320	11:22:12.291
3 -	1:32.531	+ 0.197	11:17:33.773	7 -	1:35.110	+ 2.776	11:23:47.401
4 -	1:33.530	+ 1.196	11:19:07.303	8 -	1:34.997	+ 2.663	11:25:22.398
<b>28</b>	<b>Adrian GILBERT</b>		B BMW M3 E36				
1 -	1:50.040	+ 11.236	11:15:08.574	5 -	1:39.858	+ 1.054	11:21:51.509
2 -	1:42.975	+ 4.171	11:16:51.549	6 -	1:41.377	+ 2.573	11:23:32.886
3 -	1:41.298	+ 2.494	11:18:32.847	7 -	1:48.959	+ 10.155	11:25:21.845
4 -	<b>1:38.804</b>		<b>11:20:11.651</b>				
<b>31</b>	<b>James CARD</b>		B BMW E30 M3				
1 -	1:47.899	+ 15.439	11:14:59.911	5 -	<b>1:32.460</b>		<b>11:21:22.602</b>
2 -	1:39.369	+ 6.909	11:16:39.280	6 -	1:32.911	+ 0.451	11:22:55.513
3 -	1:35.783	+ 3.323	11:18:15.063	7 -	1:32.488	+ 0.028	11:24:28.001
4 -	1:35.079	+ 2.619	11:19:50.142	8 -	1:35.507	+ 3.047	11:26:03.508
<b>32</b>	<b>Rodger CARD</b>		B BMW E30 M3				
1 -	1:50.835	+ 17.441	11:15:04.860	5 -	1:37.468	+ 4.074	11:21:38.608
2 -	1:41.192	+ 7.798	11:16:46.052	6 -	1:36.577	+ 3.183	11:23:15.185
3 -	1:37.383	+ 3.989	11:18:23.435	7 -	1:34.389	+ 0.995	11:24:49.574
4 -	1:37.705	+ 4.311	11:20:01.140	8 -	<b>1:33.394</b>		<b>11:26:22.968</b>
<b>33</b>	<b>Mark CAPEWELL</b>		B BMW M3				
1 -	1:35.499	+ 4.963	11:14:19.797	5 -	<b>1:30.536</b>		<b>11:20:25.154</b>
2 -	1:32.457	+ 1.921	11:15:52.254	6 -	1:39.582	+ 9.046	11:22:04.736
3 -	1:31.342	+ 0.806	11:17:23.596	7 -	1:32.010	+ 1.474	11:23:36.746
4 -	1:31.022	+ 0.486	11:18:54.618	8 -	1:40.280	+ 9.744	11:25:17.026

Car No 23 needs a working transponder please.

Weather / Track : Cloudy / Dry

# Kumho BMW Championship

## QUALIFYING - RACE 3 - LAP ANALYSIS


<b>41</b>	<b>Stuart LAWS</b>		<b>B BMW 325</b>				
1 -	1:36.871	+ 2.682	11:14:15.863	5 -	1:34.610	+ 0.421	11:20:35.725
2 -	1:35.920	+ 1.731	11:15:51.783	6 -	<b>1:34.189</b>		<b>11:22:09.914</b>
3 -	1:34.255	+ 0.066	11:17:26.038	7 -	1:50.826	+ 16.637	11:24:00.740
4 -	1:35.077	+ 0.888	11:19:01.115	8 -	1:36.887	+ 2.698	11:25:37.627
<b>42</b>	<b>Thomas KNIGHT</b>		<b>A BMW E36 M3</b>				
1 -	1:27.038	+ 1.228	11:13:29.891	6 -	1:25.971	+ 0.161	11:21:01.888
2 -	1:26.414	+ 0.604	11:14:56.305	7 -	<b>1:25.810</b>		<b>11:22:27.698</b>
3 -	1:45.154	+ 19.344	11:16:41.459	8 -	1:36.569	+ 10.759	11:24:04.267
4 -	1:26.854	+ 1.044	11:18:08.313	9 -	1:48.739	+ 22.929	11:25:53.006
5 -	1:27.604	+ 1.794	11:19:35.917				
<b>45</b>	<b>Des THRESH</b>		<b>B BMW E30 M3</b>				
1 -	1:47.763	+ 13.821	11:14:03.622	5 -	1:35.548	+ 1.606	11:20:44.412
2 -	1:49.332	+ 15.390	11:15:52.954	6 -	<b>1:33.942</b>		<b>11:22:18.354</b>
3 -	1:39.926	+ 5.984	11:17:32.880	7 -	1:36.002	+ 2.060	11:23:54.356
4 -	1:35.984	+ 2.042	11:19:08.864	8 -	1:39.152	+ 5.210	11:25:33.508
<b>71</b>	<b>Sean FOLEY</b>		<b>D BMW 318is</b>				
1 -	1:46.223	+ 9.567	11:15:05.539	5 -	1:37.764	+ 1.108	11:21:40.580
2 -	1:41.719	+ 5.063	11:16:47.258	6 -	1:37.487	+ 0.831	11:23:18.067
3 -	1:38.902	+ 2.246	11:18:26.160	7 -	1:38.701	+ 2.045	11:24:56.768
4 -	<b>1:36.656</b>		<b>11:20:02.816</b>	8 -	1:37.154	+ 0.498	11:26:33.922
<b>73</b>	<b>John JONES</b>		<b>D BMW 318is</b>				
1 -	1:54.343	+ 11.930	11:15:10.219	5 -	<b>1:42.413</b>		<b>11:22:06.339</b>
2 -	1:46.186	+ 3.773	11:16:56.405	6 -	1:47.418	+ 5.005	11:23:53.757
3 -	1:43.891	+ 1.478	11:18:40.296	7 -	1:46.573	+ 4.160	11:25:40.330
4 -	1:43.630	+ 1.217	11:20:23.926				
<b>74</b>	<b>Ralph KIRK</b>		<b>D BMW 318</b>				
1 -	1:49.995	+ 5.916	11:15:06.489	5 -	1:44.609	+ 0.530	11:22:07.268
2 -	1:46.038	+ 1.959	11:16:52.527	6 -	<b>1:44.079</b>		<b>11:23:51.347</b>
3 -	1:45.155	+ 1.076	11:18:37.682	7 -	1:45.019	+ 0.940	11:25:36.366
4 -	1:44.977	+ 0.898	11:20:22.659				
<b>77</b>	<b>John BRABBIN</b>		<b>D BMW 318</b>				
1 -	1:49.779	+ 6.587	11:15:11.639	5 -	1:44.560	+ 1.368	11:22:06.946
2 -	1:44.195	+ 1.003	11:16:55.834	6 -	1:50.921	+ 7.729	11:23:57.867
3 -	<b>1:43.192</b>		<b>11:18:39.026</b>	7 -	1:45.378	+ 2.186	11:25:43.245
4 -	1:43.360	+ 0.168	11:20:22.386				

Car No 23 needs a working transponder please.

Weather / Track : Cloudy / Dry

# Kumho BMW Championship

## RACE 3 - GRID

ROW 14	1:44.079 74   Ralph KIRK		
ROW 13	1:42.413 73   John JONES	1:43.192 77   John BRABBIN	
ROW 12		1:36.656 71   Sean FOLEY	1:38.804 28   Adrian GILBERT
ROW 11	1:33.942 45   Des THRESH	1:34.189 41   Stuart LAWS	
ROW 10		1:32.460 31   James CARD	1:33.394 32   Rodger CARD
ROW 9	1:31.038 26   Graham HEARD	1:32.334 27   Evelyne BUANIC	
ROW 8		1:30.536 33   Mark CAPEWELL	1:30.918 4   Colin WHITMORE
ROW 7	1:28.665 13   Thomas HOULBROOK	1:29.381 22   Timothy SWEET	
ROW 6		1:28.528 25   Neil GUMMOW	1:28.589 9   Richard MALLINSON
ROW 5	1:28.313 10   Ian CRISP	1:28.503 15   Piers ROSS	
ROW 4		1:27.533 8   James WEBB	1:27.894 12   Stephen PEARSON
ROW 3	1:27.213 1   Karl CATTILFF	1:27.326 19   Tom WEBB	
ROW 2		1:26.823 20   Anthony HOWARTH	1:27.025 23   David KEMPTON
ROW 1	1:25.810 42   Thomas KNIGHT	1:25.975 2   Garrie WHITTAKER	
<b>Pole</b>			
			

Thruxton  
Circuit Length = 2.3560 miles

**These results are provisional until the conclusion of any judicial and technical matters.**

Clerk of Course :

Timekeeper :

# Kumho BMW Championship

## RACE 3 - CLASSIFICATION - AMENDED

POS	NO	CL	NAME	ENTRY	LAPS	TIME	GAP	DIFF	MPH	BEST	ON
1	20	I	Anthony HOWARTH	BMW E36 M3 Evo	10	17:01.048			83.06	1:37.795	4
2	23	A	David KEMPTON	BMW M3 E36	10	17:15.647	14.599	14.599	81.89	1:41.493	4
3	8	A	James WEBB	BMW E36	10	17:16.033	14.985	0.386	81.86	1:40.942	7
4	10	A	Ian CRISP	BMW E36 M3 EVO	10	17:16.706	15.658	0.673	81.81	1:40.616	8
5	9	I	Richard MALLINSON	BMW E36 M3	10	17:28.209	27.161	11.503	80.91	1:42.147	4
6	2	A	Garrie WHITTAKER	BMW E30 M3	10	17:28.639	27.591	0.430	80.88	1:41.795	3
7	1	A	Karl CATTLEFF	BMW E30 M3	10	17:29.204	28.156	0.565	80.83	1:42.026	3
8	15	A	Piers ROSS	BMW E36 M3 EVO	10	17:59.330	58.282	30.126	78.58	1:43.395	9
9	25	A	Neil GUMMOW	BMW E36 M3 Evo 3.2	10	18:00.642	59.594	1.312	78.48	1:43.447	10
10	19	A	Tom WEBB	BMW E36	10	18:28.767	1:27.719	28.125	76.49	1:45.647	7
11	4	A	Colin WHITMORE	BMW E36 M3	10	18:29.899	1:28.851	1.132	76.41	1:47.560	9
12	12	A	Stephen PEARSON	BMW M3	9	17:01.351	1 lap	1 lap	74.73	1:50.500	6
13	22	I	Timothy SWEET	BMW E3	9	17:07.335	1 lap	5.984	74.30	1:50.247	4
14	27	B	Evelyne BUANIC	BMW M3 E30	9	17:29.092	1 lap	21.757	72.76	1:50.381	4
15	41	B	Stuart LAWS	BMW 325	9	17:38.185	1 lap	9.093	72.13	1:53.361	9
16	71	D	Sean FOLEY	BMW 318is	9	17:52.814	1 lap	14.629	71.15	1:54.827	6
17	32	B	Rodger CARD	BMW E30 M3	9	18:11.767	1 lap	18.953	69.91	1:55.467	3
18	45	B	Des THRESH	BMW E30 M3	9	18:39.165	1 lap	27.398	68.20	2:00.142	3
19	31	B	James CARD	BMW E30 M3	9	18:47.461	1 lap	8.296	67.70	2:01.453	4
20	77	D	John BRABBIN	BMW 318	8	17:04.319	2 laps	1 lap	66.24	2:04.280	4
21	73	D	John JONES	BMW 318is	8	17:05.117	2 laps	0.798	66.19	2:04.160	4
22	33	B	Mark CAPEWELL	BMW M3	7	17:46.576	3 laps	1 lap	55.66	1:50.930	4

### NOT CLASSIFIED

DNF	42	A	Thomas KNIGHT	BMW E36 M3	5	8:45.261	5 laps	2 laps	80.73	1:41.657	4
DNF	28	B	Adrian GILBERT	BMW M3 E36	4	8:16.662	6 laps	1 lap	68.30	1:54.716	3
DNF	13	A	Thomas HOULBROOK	BMW E36 M3 3.2	1	2:00.518	9 laps	3 laps	70.37	2:00.518	1
DNF	26	A	Graham HEARD	BMW M3	1	2:01.507	9 laps	0.989	69.80	2:01.507	1
DNF	74	D	Ralph KIRK	BMW 318	1	2:21.675	9 laps	20.168	59.86	2:21.675	1

### FASTEST LAP

20	I	Anthony HOWARTH	BMW E36 M3 Evo	4	1:37.795	86.72 mph	139.57 kph
10	A	Ian CRISP	BMW E36 M3 EVO	8	1:40.616	84.29 mph	135.66 kph
27	B	Evelyne BUANIC	BMW M3 E30	4	1:50.381	76.83 mph	123.66 kph
71	D	Sean FOLEY	BMW 318is	6	1:54.827	73.86 mph	118.87 kph

Weather / Track : Cloudy / Wet

These results are provisional until the conclusion of any judicial and technical matters.

Thruxton  
Circuit Length = 2.3560 miles  
Start: 14:44 End: 15:03

Clerk of Course :

Timekeeper :

# Kumho BMW Championship

## RACE 3 - LAP CHART

Lap 1			Lap 2			Lap 3			Lap 4			Lap 5		
No	Behind	Laptime	No	Behind	Laptime	No	Behind	Laptime	No	Behind	Laptime	No	Behind	Laptime
23		1:48.799	23		1:43.257	20		1:41.081	20		1:37.795	20		1:40.320
42	1.349	1:50.148	20	0.543	1:42.166	23	1.423	1:43.047	23	5.121	1:41.493	77	1 LAP	2:04.280
20	1.634	1:50.433	42	2.846	1:44.754	42	3.007	1:41.785	42	6.869	1:41.657	73	1 LAP	2:04.160
2	3.232	1:52.031	8	3.458	1:43.151	8	3.692	1:41.858	8	6.975	1:41.078	23	7.231	1:42.430
8	3.564	1:52.363	2	4.513	1:44.538	2	4.684	1:41.795	2	9.065	1:42.176	42	13.466	1:46.917
1	4.170	1:52.969	1	5.201	1:44.288	1	5.603	1:42.026	10	10.262	1:41.910	10	13.960	1:44.018
10	5.213	1:54.012	10	5.707	1:43.751	10	6.147	1:42.064	1	10.663	1:42.855	2	14.487	1:45.742
9	6.162	1:54.961	9	6.083	1:43.178	9	7.835	1:43.376	9	12.187	1:42.147	8	14.490	1:47.835
15	9.355	1:58.154	15	15.901	1:49.803	15	23.032	1:48.755	15	32.842	1:47.605	1	16.189	1:45.846
25	10.899	1:59.698	25	19.481	1:51.839	25	26.422	1:48.565	25	33.930	1:45.303	9	16.394	1:44.527
13	11.719	2:00.518	4	22.205	1:49.696	4	30.290	1:49.709	4	41.515	1:49.020	15	43.033	1:50.511
26	12.708	2:01.507	22	26.290	1:52.289	22	35.158	1:50.492	19	45.723	1:45.814	25	43.670	1:50.060
4	15.766	2:04.565	12	28.591	1:52.392	19	37.704	1:48.358	22	47.610	1:50.247	4	50.865	1:49.670
22	17.258	2:06.057	33	30.093	1:55.138	12	38.056	1:51.089	12	51.381	1:51.120	19	56.564	1:51.161
33	18.212	2:07.011	19	30.970	1:54.048	33	41.070	1:52.601	33	54.205	1:50.930	12	1:01.764	1:50.703
27	19.262	2:08.061	27	31.096	1:55.091	27	42.876	1:53.404	27	55.462	1:50.381	22	1:03.804	1:56.514
12	19.456	2:08.255	41	35.740	1:57.484	41	50.398	1:56.282	41	1:08.865	1:56.262	27	1:10.324	1:55.182
19	20.179	2:08.978	71	39.734	1:59.143	71	53.909	1:55.799	71	1:12.129	1:56.015	41	1:25.187	1:56.642
41	21.513	2:10.312	45	43.888	2:00.580	45	1:02.406	2:00.142	28	1:25.187	1:59.433	71	1:31.135	1:59.326
71	23.848	2:12.647	73	49.891	2:04.757	28	1:03.549	1:54.716	32	1:26.269	1:59.791			
45	26.565	2:15.364	32	50.430	2:02.173	32	1:04.273	1:55.467	45	1:27.839	2:03.228			
73	28.391	2:17.190	28	50.457	2:02.669	31	1:13.087	2:02.517	31	1:36.745	2:01.453			
77	30.362	2:19.161	31	52.194	2:04.654	77	1:14.938	2:04.331						
31	30.797	2:19.596	77	52.231	2:05.126	73	1:15.224	2:06.957						
28	31.045	2:19.844												
32	31.514	2:20.313												
74	32.876	2:21.675												


# Kumho BMW Championship

## RACE 3 - LAP CHART

Lap 6			Lap 7			Lap 8			Lap 9			Lap 10		
No	Behind	Laptime	No	Behind	Laptime	No	Behind	Laptime	No	Behind	Laptime	No	Behind	Laptime
20		1:40.023	20		1:40.732	20		1:43.672	20		1:41.525	20		1:43.301
32	1 LAP	1:59.323	41	1 LAP	1:57.436	41	1 LAP	1:54.489	27	1 LAP	1:58.193	12	1 LAP	1:53.228
45	1 LAP	2:02.395	71	1 LAP	1:54.827	23	15.022	1:42.587	23	15.328	1:41.831	77	2 LAPS	2:05.331
23	12.069	1:44.861	23	16.107	1:44.770	8	16.037	1:40.979	8	15.991	1:41.479	73	2 LAPS	2:05.927
8	18.520	1:44.053	8	18.730	1:40.942	10	16.446	1:40.616	10	16.490	1:41.569	22	1 LAP	1:52.781
10	19.277	1:45.340	10	19.502	1:40.957	71	1 LAP	1:57.319	33	3 LAPS	2:08.763	23	14.599	1:42.572
31	1 LAP	2:03.237	32	1 LAP	1:58.143	2	24.041	1:43.672	2	26.436	1:43.920	8	14.985	1:42.295
2	21.689	1:47.225	2	24.041	1:43.084	9	25.143	1:43.082	9	27.035	1:43.417	10	15.658	1:42.469
1	22.165	1:45.999	9	25.733	1:43.985	1	26.269	1:43.544	41	1 LAP	1:55.917	9	27.161	1:43.427
9	22.480	1:46.109	1	26.397	1:44.964	32	1 LAP	1:59.077	1	27.553	1:42.809	2	27.591	1:44.456
73	1 LAP	2:09.165	45	1 LAP	2:10.484	15	55.321	1:46.112	71	1 LAP	1:58.526	27	1 LAP	1:58.502
77	1 LAP	2:09.987	31	1 LAP	2:03.763	25	56.381	1:45.988	32	1 LAP	1:57.775	1	28.156	1:43.904
15	48.478	1:45.468	15	52.881	1:45.135	45	1 LAP	2:01.953	15	57.191	1:43.395	41	1 LAP	1:53.361
25	49.341	1:45.694	25	54.065	1:45.456	31	1 LAP	2:05.425	25	59.448	1:44.592	33	3 LAPS	2:08.204
4	59.993	1:49.151	73	1 LAP	2:07.738	4	1:17.208	1:51.403	45	1 LAP	2:01.727	71	1 LAP	1:59.212
19	1:06.244	1:49.703	77	1 LAP	2:08.248	19	1:17.347	1:49.860	19	1:22.075	1:46.253	15	58.282	1:44.392
12	1:12.241	1:50.500	4	1:09.477	1:50.216	77	1 LAP	2:07.855	4	1:23.243	1:47.560	25	59.594	1:43.447
22	1:17.164	1:53.383	19	1:11.159	1:45.647	73	1 LAP	2:09.223	31	1 LAP	2:03.654	32	1 LAP	1:59.705
27	1:25.700	1:55.399	12	1:22.708	1:51.199	12	1:31.901	1:52.865				19	1:27.719	1:48.945
			22	1:30.104	1:53.672	22	1:38.332	1:51.900				4	1:28.851	1:48.909
			33	2 LAPS	5:43.929							45	1 LAP	2:03.292
			27	1:39.847	1:54.879							31	1 LAP	2:03.162

# Kumho BMW Championship

## RACE 8 - GRID

ROW 14	74	Ralph KIRK		
ROW 13	13	Thomas HOULBROOK	26	Graham HEARD
ROW 12	42	Thomas KNIGHT	28	Adrian GILBERT
ROW 11	73	John JONES	33	Mark CAPEWELL
ROW 10	31	James CARD	77	John BRABBIN
ROW 9	32	Rodger CARD	45	Des THRESH
ROW 8	41	Stuart LAWS	71	Sean FOLEY
ROW 7	22	Timothy SWEET	27	Evelyne BUANIC
ROW 6	4	Colin WHITMORE	12	Stephen PEARSON
ROW 5	25	Neil GUMMOW	19	Tom WEBB
ROW 4	1	Karl CATTLEFF	15	Piers ROSS
ROW 3	9	Richard MALLINSON	2	Garrie WHITTAKER
ROW 2	8	James WEBB	10	Ian CRISP
ROW 1	20	Anthony HOWARTH	23	David KEMPTON
<b>Pole</b>				
				

Thruxton  
Circuit Length = 2.3560 miles

**These results are provisional until the conclusion of any judicial and technical matters.**

Clerk of Course :		Timekeeper :
-------------------	--	--------------

# Kumho BMW Championship

## RACE 8 - CLASSIFICATION

POS	NO	CL	NAME	ENTRY	LAPS	TIME	GAP	DIFF	MPH	BEST	ON
1	10	A	Ian CRISP	BMW E36 M3 EVO	10	16:13.544			87.12	1:35.336	9
2	23	A	David KEMPTON	BMW M3 E36	10	16:13.674	0.130	0.130	87.10	1:34.350	9
3	42	A	Thomas KNIGHT	BMW E36 M3	10	16:25.121	11.577	11.447	86.09	1:35.901	7
4	8	A	James WEBB	BMW E36	10	16:41.452	27.908	16.331	84.69	1:37.087	9
5	2	A	Garrie WHITTAKER	BMW E30 M3	10	16:44.403	30.859	2.951	84.44	1:37.715	9
6	19	A	Tom WEBB	BMW E36	10	16:45.220	31.676	0.817	84.37	1:37.149	9
7	9	I	Richard MALLINSON	BMW E36 M3	10	16:46.056	32.512	0.836	84.30	1:37.556	9
8	1	A	Karl CATTLEFF	BMW E30 M3	10	16:46.190	32.646	0.134	84.29	1:37.382	9
9	12	A	Stephen PEARSON	BMW M3	10	16:50.223	36.679	4.033	83.95	1:38.607	10
10	15	A	Piers ROSS	BMW E36 M3 EVO	10	16:53.022	39.478	2.799	83.72	1:38.850	9
11	4	A	Colin WHITMORE	BMW E36 M3	10	16:57.522	43.978	4.500	83.35	1:39.287	9
12	25	A	Neil GUMMOW	BMW E36 M3 Evo 3.2	10	16:58.843	45.299	1.321	83.24	1:38.548	9
13	22	I	Timothy SWEET	BMW E3	10	17:33.267	1:19.723	34.424	80.52	1:42.585	6
14	13	A	Thomas HOULBROOK	BMW E36 M3 3.2	10	17:56.236	1:42.692	22.969	78.80	1:44.584	3
15	27	B	Evelyne BUANIC	BMW M3 E30	10	17:56.932	1:43.388	0.696	78.75	1:42.887	9
16	28	B	Adrian GILBERT	BMW M3 E36	9	16:40.433	1 lap	1 lap	76.30	1:46.428	8
17	33	B	Mark CAPEWELL	BMW M3	9	16:43.265	1 lap	2.832	76.08	1:45.681	9
18	32	B	Rodger CARD	BMW E30 M3	9	16:48.344	1 lap	5.079	75.70	1:48.902	6
19	45	B	Des THRESH	BMW E30 M3	9	16:48.609	1 lap	0.265	75.68	1:49.555	8
20	41	B	Stuart LAWS	BMW 325	9	17:01.380	1 lap	12.771	74.73	1:49.762	5
21	71	D	Sean FOLEY	BMW 318is	9	17:02.857	1 lap	1.477	74.62	1:49.950	8
22	31	B	James CARD	BMW E30 M3	9	17:07.308	1 lap	4.451	74.30	1:50.421	7
23	77	D	John BRABBIN	BMW 318	9	18:04.397	1 lap	57.089	70.39	1:58.205	4
24	74	D	Ralph KIRK	BMW 318	8	16:36.951	2 laps	1 lap	68.06	1:58.605	5
25	73	D	John JONES	BMW 318is	8	16:41.433	2 laps	4.482	67.75	2:01.813	6
NOT CLASSIFIED											
DNF	20	I	Anthony HOWARTH	BMW E36 M3 Evo	9	14:35.128	1 lap	0.000	87.22	1:35.240	9
DNF	26	A	Graham HEARD	BMW M3	2	3:53.100	8 laps	7 laps	72.77	1:46.962	2
FASTEST LAP											
23	A	David KEMPTON	BMW M3 E36	9	1:34.350	89.89 mph	144.67 kph				
20	I	Anthony HOWARTH	BMW E36 M3 Evo	9	1:35.240	89.05 mph	143.31 kph				
27	B	Evelyne BUANIC	BMW M3 E30	9	1:42.887	82.43 mph	132.66 kph				
71	D	Sean FOLEY	BMW 318is	8	1:49.950	77.14 mph	124.14 kph				

Weather / Track : Sunny / Wet

These results are provisional until the conclusion of any judicial and technical matters.

Thruxton  
Circuit Length = 2.3560 miles  
Start: 17:30 End: 17:48

Clerk of Course :	Timekeeper :
-------------------	--------------

# Kumho BMW Championship

## RACE 8 - LAP CHART

Lap 1			Lap 2			Lap 3			Lap 4			Lap 5		
No	Behind	Laptime	No	Behind	Laptime	No	Behind	Laptime	No	Behind	Laptime	No	Behind	Laptime
23		1:42.455	20		1:37.628	20		1:36.057	20		1:36.782	20		1:35.985
20	0.085	1:42.540	23	1.368	1:39.081	23	2.675	1:37.364	23	2.761	1:36.868	23	4.067	1:37.291
10	1.983	1:44.438	10	2.292	1:38.022	10	4.098	1:37.863	74	1 LAP	1:59.218	10	4.345	1:36.704
2	3.955	1:46.410	2	8.210	1:41.968	42	10.213	1:37.771	10	3.626	1:36.310	42	12.781	1:37.862
19	4.668	1:47.123	42	8.499	1:40.077	2	12.556	1:40.403	42	10.904	1:37.473	19	19.550	1:39.248
8	4.852	1:47.307	8	8.775	1:41.636	8	13.243	1:40.525	2	15.023	1:39.249	2	19.905	1:40.867
42	6.135	1:48.590	19	9.391	1:42.436	19	13.968	1:40.634	8	15.371	1:38.910	8	20.705	1:41.319
1	6.137	1:48.592	1	9.743	1:41.319	1	14.966	1:41.280	19	16.287	1:39.101	73	1 LAP	2:07.134
9	6.519	1:48.974	12	10.081	1:40.589	9	15.390	1:40.820	1	17.111	1:38.927	1	21.777	1:40.651
12	7.205	1:49.660	9	10.627	1:41.821	12	15.774	1:41.750	9	17.343	1:38.735	9	22.064	1:40.706
15	7.828	1:50.283	15	11.105	1:40.990	15	16.856	1:41.808	12	19.739	1:40.747	12	24.935	1:41.181
4	9.043	1:51.498	4	12.877	1:41.547	4	18.177	1:41.357	15	20.331	1:40.257	15	25.570	1:41.224
25	10.842	1:53.297	25	16.644	1:43.515	25	22.032	1:41.445	4	22.672	1:41.277	74	1 LAP	1:59.061
22	12.160	1:54.615	22	19.531	1:45.084	22	29.201	1:45.727	25	26.331	1:41.081	4	27.799	1:41.112
27	15.863	1:58.318	13	25.588	1:45.516	13	34.115	1:44.584	22	36.475	1:44.056	25	31.125	1:40.779
45	17.622	2:00.077	27	28.449	1:50.299	27	40.285	1:47.893	13	42.921	1:45.588	22	44.623	1:44.133
13	17.785	2:00.240	41	31.109	1:50.639	41	46.890	1:51.838	27	51.976	1:48.473	13	53.889	1:46.953
41	18.183	2:00.638	45	32.276	1:52.367	45	48.691	1:52.472	41	1:00.946	1:50.838	27	1:03.146	1:47.155
32	20.244	2:02.699	26	32.932	1:46.962	32	49.376	1:50.971	32	1:03.593	1:50.999	41	1:14.723	1:49.762
71	21.728	2:04.183	32	34.462	1:51.931	71	54.432	1:54.011	45	1:03.594	1:51.685	45	1:17.894	1:50.285
31	23.542	2:05.997	71	36.478	1:52.463	28	56.426	1:51.540	28	1:09.097	1:49.453	32	1:19.498	1:51.890
26	23.683	2:06.138	31	39.975	1:54.146	31	57.518	1:53.600	33	1:10.470	1:48.985	28	1:21.560	1:48.448
28	25.749	2:08.204	28	40.943	1:52.907	33	58.267	1:52.586	71	1:11.253	1:53.603	33	1:22.984	1:48.499
33	27.492	2:09.947	33	41.738	1:51.959	77	1:13.844	2:00.541	31	1:13.446	1:52.710	71	1:26.311	1:51.043
77	27.955	2:10.410	77	49.360	1:59.118	73	1:26.959	2:05.342	77	1:35.267	1:58.205	31	1:28.179	1:50.718
73	32.773	2:15.228	73	57.674	2:02.614									
74	51.448	2:33.903	74	1:16.606	2:02.871									

# Kumho BMW Championship

## RACE 8 - LAP CHART

Lap 6			Lap 7			Lap 8			Lap 9			Lap 10		
No	Behind	Laptime	No	Behind	Laptime	No	Behind	Laptime	No	Behind	Laptime	No	Behind	Laptime
20		1:36.390	20		1:36.782	20		1:37.724	20		1:35.240	10		1:35.649
10	4.002	1:36.047	10	4.255	1:37.035	10	2.671	1:36.140	10	2.767	1:35.336	23	0.130	1:35.628
23	6.250	1:38.573	71	1 LAP	1:51.971	23	3.808	1:36.311	23	2.918	1:34.350	42	11.577	1:36.456
42	13.355	1:36.964	23	5.221	1:35.753	41	1 LAP	1:52.228	73	2 LAPS	2:02.216	74	2 LAPS	2:02.994
77	1 LAP	2:00.368	31	1 LAP	1:54.293	28	1 LAP	1:48.957	42	13.537	1:37.342	28	1 LAP	1:46.917
8	23.422	1:39.107	42	12.474	1:35.901	45	1 LAP	1:51.608	28	1 LAP	1:46.428	73	2 LAPS	2:02.288
2	25.475	1:41.960	8	25.222	1:38.582	33	1 LAP	1:50.421	33	1 LAP	1:48.391	8	27.908	1:37.646
19	25.653	1:42.493	2	27.854	1:39.161	32	1 LAP	1:52.085	45	1 LAP	1:49.555	33	1 LAP	1:45.681
9	26.189	1:40.515	19	28.100	1:39.229	42	11.435	1:36.685	32	1 LAP	1:49.310	2	30.859	1:38.707
1	27.219	1:41.832	9	28.671	1:39.264	71	1 LAP	1:52.683	41	1 LAP	1:56.817	19	31.676	1:38.949
12	28.904	1:40.359	1	30.009	1:39.572	31	1 LAP	1:50.421	8	28.678	1:37.087	9	32.512	1:38.656
15	29.593	1:40.413	12	32.033	1:39.911	8	26.831	1:39.333	2	30.568	1:37.715	1	32.646	1:38.267
4	32.567	1:41.158	15	32.441	1:39.630	2	28.093	1:37.963	19	31.143	1:37.149	32	1 LAP	1:49.557
25	34.846	1:40.111	4	35.611	1:39.826	19	29.234	1:38.858	9	32.272	1:37.556	45	1 LAP	1:50.657
74	1 LAP	1:58.605	25	37.835	1:39.771	9	29.956	1:39.009	1	32.795	1:37.382	12	36.679	1:38.607
73	1 LAP	2:04.798	77	1 LAP	1:58.836	1	30.653	1:38.368	71	1 LAP	1:49.950	15	39.478	1:40.378
22	50.818	1:42.585	22	1:00.248	1:46.212	12	33.073	1:38.764	12	36.488	1:38.655	4	43.978	1:41.001
13	1:05.494	1:47.995	74	1 LAP	2:00.138	15	33.906	1:39.189	15	37.516	1:38.850	25	45.299	1:40.857
27	1:12.792	1:46.036	13	1:14.390	1:45.678	4	37.346	1:39.459	31	1 LAP	1:53.762	41	1 LAP	1:58.461
41	1:28.492	1:50.159	73	1 LAP	2:01.813	25	39.550	1:39.439	4	41.393	1:39.287	71	1 LAP	1:52.950
45	1:31.407	1:49.903	27	1:20.934	1:44.924	22	1:06.707	1:44.183	25	42.858	1:38.548	31	1 LAP	1:51.661
32	1:32.010	1:48.902				77	1 LAP	1:59.813	22	1:14.714	1:43.247	22	1:19.723	1:43.425
28	1:32.749	1:47.579				13	1:22.168	1:45.502	77	1 LAP	1:58.620	13	1:42.692	1:48.758
33	1:33.390	1:46.796				27	1:27.928	1:44.718	13	1:32.350	1:45.422	27	1:43.388	1:46.229
						74	1 LAP	2:00.161	27	1:35.575	1:42.887	77	1 LAP	1:58.486

**Lancaster Insurance MG Owners Club Championship**  
**QUALIFYING - RACE 4 - CLASSIFICATION**

POS	NO	CL	NAME	ENTRY	TIME	ON	LAPS	GAP	DIFF	MPH
1	99	B	Doug COLE	MG ZR 160	1:31.961	9	9			92.23
2	1	Z	Lee SULLIVAN	MG ZR	1:32.031	5	8	0.070	0.070	92.15
3	14	B	Simon BYRNE	MG ZR	1:32.422	3	6	0.461	0.391	91.76
4	5	F	Stuart PLOTNEK	MGF VVC	1:33.579	4	4	1.618	1.157	90.63
5	44	F	Martin WILLS	MGF	1:33.892	4	6	1.931	0.313	90.33
6	22	Z	Paul R CLACKETT	MG ZS 160 VVC	1:34.509	6	8	2.548	0.617	89.74
7	23	Z	John PERKINS	MG ZR 160	1:34.904	6	8	2.943	0.395	89.36
8	53	F	Mark BAKER	MGF	1:35.372	9	9	3.411	0.468	88.93
9	42	Z	Nick GOLHAR	MG ZR	1:36.029	6	8	4.068	0.657	88.32
10	73	B	James KEEPIN	MG ZR 160	1:36.208	6	8	4.247	0.179	88.15
11	27	F	Peter HIGTON	MGF	1:36.417	9	9	4.456	0.209	87.96
12	4	F	Ian EVANS	MGF	1:36.424	5	9	4.463	0.007	87.96
13	29	Z	Richard WATERMAN	MG ZR 160	1:36.699	8	8	4.738	0.275	87.71
14	18	A	Malcolm HILL	MGB GT	1:37.334	7	8	5.373	0.635	87.13
15	71	B	Benjamin SHORT	MG Maestro	1:37.784	7	7	5.823	0.450	86.73
16	92	A	Philip WATERMAN	MG Midget	1:38.047	8	8	6.086	0.263	86.50
17	69	B	Nicholas ARDEN	MG Maestro EFI	1:38.096	6	8	6.135	0.049	86.46
18	17	B	David OBREE	MG ZR 160	1:38.244	1	7	6.283	0.148	86.33
19	32	A	Ian TENNYSON WOOLCOTT	MG Midget	1:38.260	8	8	6.299	0.016	86.31
20	2	A	Jim BAYNAM	MGB Roadster	1:38.519	5	6	6.558	0.259	86.09
21	12	A	Paul EALES	MGB GT	1:38.752	4	8	6.791	0.233	85.88
22	28	A	Chris POLLARD	MG Midget	1:41.507	8	8	9.546	2.755	83.55
23	16	A	Paul WILLIAMS	MGB GT	1:45.459	6	7	13.498	3.952	80.42
24	9	A	Chris FLOOKS	MGB GT	1:46.109	5	7	14.148	0.650	79.93
25	55	B	Lloyd FOUNTAIN	MG Maestro	1:47.338	6	7	15.377	1.229	79.01
26	15	A	Vincent HUNT	MGB	1:49.012	7	7	17.051	1.674	77.80

Car No's 14 & 55 need working transponders please.

Weather / Track : Cloudy / Dry

These results are provisional until the conclusion of any judicial and technical matters.

Thruxton  
 Circuit Length = 2.3560 miles  
 Start: 11:31 End: 11:49

Clerk of Course :	Timekeeper :
-------------------	--------------

# Lancaster Insurance MG Owners Club Championship

## QUALIFYING - RACE 4 - LAP ANALYSIS

<b>1</b>	<b>Lee SULLIVAN</b> Z MG ZR					
1 -	1:35.106	+ 3.075	11:36:16.165	5 -	<b>1:32.031</b>	<b>11:42:31.013</b>
2 -	1:34.630	+ 2.599	11:37:50.795	6 -	1:32.190	+ 0.159 11:44:03.203
3 -	1:35.098	+ 3.067	11:39:25.893	7 -	1:32.784	+ 0.753 11:45:35.987
4 -	1:33.089	+ 1.058	11:40:58.982	8 -	1:32.356	+ 0.325 11:47:08.343
<b>2</b>	<b>Jim BAYNAM</b> A MGB Roadster					
1 -	1:41.773	+ 3.254	11:36:40.027	4 -	1:40.212	+ 1.693 11:41:38.094
2 -	1:39.234	+ 0.715	11:38:19.261	5 -	<b>1:38.519</b>	<b>11:43:16.613</b>
3 -	1:38.621	+ 0.102	11:39:57.882	6 -	1:40.919	+ 2.400 11:44:57.532
<b>4</b>	<b>Ian EVANS</b> F MGF					
1 -	1:37.987	+ 1.563	11:35:30.012	6 -	1:36.950	+ 0.526 11:43:35.049
2 -	1:36.583	+ 0.159	11:37:06.595	7 -	1:38.091	+ 1.667 11:45:13.140
3 -	1:38.555	+ 2.131	11:38:45.150	8 -	1:37.620	+ 1.196 11:46:50.760
4 -	1:36.525	+ 0.101	11:40:21.675	9 -	1:36.770	+ 0.346 11:48:27.530
5 -	<b>1:36.424</b>		<b>11:41:58.099</b>			
<b>5</b>	<b>Stuart PLOTNEK</b> F MGF VVC					
1 -	1:36.195	+ 2.616	11:35:22.408	3 -	1:34.277	+ 0.698 11:38:32.627
2 -	1:35.942	+ 2.363	11:36:58.350	4 -	<b>1:33.579</b>	<b>11:40:06.206</b>
<b>9</b>	<b>Chris FLOOKS</b> A MGB GT					
1 -	1:50.133	+ 4.024	11:36:19.872	5 -	<b>1:46.109</b>	<b>11:43:31.668</b>
2 -	1:48.268	+ 2.159	11:38:08.140	6 -	1:47.300	+ 1.191 11:45:18.968
3 -	1:48.272	+ 2.163	11:39:56.412	7 -	1:46.203	+ 0.094 11:47:05.171
4 -	1:49.147	+ 3.038	11:41:45.559			
<b>12</b>	<b>Paul EALES</b> A MGB GT					
1 -	1:39.609	+ 0.857	11:35:58.618	5 -	1:39.087	+ 0.335 11:42:39.164
2 -	1:41.772	+ 3.020	11:37:40.390	6 -	1:40.569	+ 1.817 11:44:19.733
3 -	1:40.935	+ 2.183	11:39:21.325	7 -	1:39.742	+ 0.990 11:45:59.475
4 -	<b>1:38.752</b>		<b>11:41:00.077</b>	8 -	1:40.433	+ 1.681 11:47:39.908
<b>14</b>	<b>Simon BYRNE</b> B MG ZR					
1 -	1:34.291	+ 1.869	11:38:04.164	4 -	1:40.466	+ 8.044 11:42:50.586
2 -	1:33.534	+ 1.112	11:39:37.698	5 -	1:32.726	+ 0.304 11:44:23.312
3 -	<b>1:32.422</b>		<b>11:41:10.120</b>	6 -	3:55.288	+ 2:22.866 11:48:18.600
<b>15</b>	<b>Vincent HUNT</b> A MGB					
1 -	1:53.368	+ 4.356	11:36:09.686	5 -	1:50.392	+ 1.380 11:43:31.402
2 -	1:50.100	+ 1.088	11:37:59.786	6 -	1:49.894	+ 0.882 11:45:21.296
3 -	1:50.935	+ 1.923	11:39:50.721	7 -	<b>1:49.012</b>	<b>11:47:10.308</b>
4 -	1:50.289	+ 1.277	11:41:41.010			
<b>16</b>	<b>Paul WILLIAMS</b> A MGB GT					
1 -	1:49.347	+ 3.888	11:36:20.878	5 -	1:53.562	+ 8.103 11:43:46.068
2 -	1:49.791	+ 4.332	11:38:10.669	6 -	<b>1:45.459</b>	<b>11:45:31.527</b>
3 -	1:46.665	+ 1.206	11:39:57.334	7 -	1:54.410	+ 8.951 11:47:25.937
4 -	1:55.172	+ 9.713	11:41:52.506			
<b>17</b>	<b>David OBREE</b> B MG ZR 160					
1 -	<b>1:38.244</b>		<b>11:36:30.157</b>	5 -	1:46.063	+ 7.819 11:43:36.497
2 -	1:48.188	+ 9.944	11:38:18.345	6 -	1:45.808	+ 7.564 11:45:22.305
3 -	1:46.369	+ 8.125	11:40:04.714	7 -	1:43.985	+ 5.741 11:47:06.290
4 -	1:45.720	+ 7.476	11:41:50.434			
<b>18</b>	<b>Malcolm HILL</b> A MGB GT					
1 -	1:39.532	+ 2.198	11:35:55.693	5 -	1:38.719	+ 1.385 11:42:28.910
2 -	1:38.666	+ 1.332	11:37:34.359	6 -	1:38.064	+ 0.730 11:44:06.974
3 -	1:38.103	+ 0.769	11:39:12.462	7 -	<b>1:37.334</b>	<b>11:45:44.308</b>
4 -	1:37.729	+ 0.395	11:40:50.191	8 -	1:37.927	+ 0.593 11:47:22.235

Car No's 14 & 55 need working transponders please.

Weather / Track : Cloudy / Dry

**Lancaster Insurance MG Owners Club Championship**  
**QUALIFYING - RACE 4 - LAP ANALYSIS**

<b>22</b>	<b>Paul R CLACKETT</b>		<b>Z MG ZS 160 VVC</b>				
1 -	1:40.853	+ 6.344	11:36:24.870	5 -	1:38.206	+ 3.697	11:42:54.087
2 -	1:37.096	+ 2.587	11:38:01.966	6 -	<b>1:34.509</b>		<b>11:44:28.596</b>
3 -	1:37.297	+ 2.788	11:39:39.263	7 -	1:35.253	+ 0.744	11:46:03.849
4 -	1:36.618	+ 2.109	11:41:15.881	8 -	1:35.141	+ 0.632	11:47:38.990
<b>23</b>	<b>John PERKINS</b>		<b>Z MG ZR 160</b>				
1 -	1:38.618	+ 3.714	11:36:21.118	5 -	1:38.007	+ 3.103	11:42:53.084
2 -	1:38.090	+ 3.186	11:37:59.208	6 -	<b>1:34.904</b>		<b>11:44:27.988</b>
3 -	1:39.204	+ 4.300	11:39:38.412	7 -	1:36.774	+ 1.870	11:46:04.762
4 -	1:36.665	+ 1.761	11:41:15.077	8 -	1:36.221	+ 1.317	11:47:40.983
<b>27</b>	<b>Peter HIGTON</b>		<b>F MGF</b>				
1 -	1:41.683	+ 5.266	11:35:33.353	6 -	1:36.997	+ 0.580	11:43:38.492
2 -	1:36.782	+ 0.365	11:37:10.135	7 -	1:37.682	+ 1.265	11:45:16.174
3 -	1:37.504	+ 1.087	11:38:47.639	8 -	1:36.466	+ 0.049	11:46:52.640
4 -	1:36.948	+ 0.531	11:40:24.587	9 -	<b>1:36.417</b>		<b>11:48:29.057</b>
5 -	1:36.908	+ 0.491	11:42:01.495				
<b>28</b>	<b>Chris POLLARD</b>		<b>A MG Midget</b>				
1 -	1:43.623	+ 2.116	11:35:45.438	5 -	1:52.402	+ 10.895	11:43:07.241
2 -	1:43.942	+ 2.435	11:37:29.380	6 -	1:43.105	+ 1.598	11:44:50.346
3 -	1:57.165	+ 15.658	11:39:26.545	7 -	1:46.913	+ 5.406	11:46:37.259
4 -	1:48.294	+ 6.787	11:41:14.839	8 -	<b>1:41.507</b>		<b>11:48:18.766</b>
<b>29</b>	<b>Richard WATERMAN</b>		<b>Z MG ZR 160</b>				
1 -	1:39.927	+ 3.228	11:35:49.505	5 -	1:37.442	+ 0.743	11:42:23.246
2 -	1:37.920	+ 1.221	11:37:27.425	6 -	1:37.446	+ 0.747	11:44:00.692
3 -	1:40.910	+ 4.211	11:39:08.335	7 -	1:37.318	+ 0.619	11:45:38.010
4 -	1:37.469	+ 0.770	11:40:45.804	8 -	<b>1:36.699</b>		<b>11:47:14.709</b>
<b>32</b>	<b>Ian TENNYSON WOOLCOTT</b>		<b>A MG Midget</b>				
1 -	1:44.766	+ 6.506	11:35:44.063	5 -	1:40.096	+ 1.836	11:42:32.338
2 -	1:41.097	+ 2.837	11:37:25.160	6 -	1:38.529	+ 0.269	11:44:10.867
3 -	1:44.082	+ 5.822	11:39:09.242	7 -	1:38.592	+ 0.332	11:45:49.459
4 -	1:43.000	+ 4.740	11:40:52.242	8 -	<b>1:38.260</b>		<b>11:47:27.719</b>
<b>42</b>	<b>Nick GOLHAR</b>		<b>Z MG ZR</b>				
1 -	1:41.972	+ 5.943	11:36:42.674	5 -	1:36.066	+ 0.037	11:43:13.060
2 -	1:38.441	+ 2.412	11:38:21.115	6 -	<b>1:36.029</b>		<b>11:44:49.089</b>
3 -	1:37.392	+ 1.363	11:39:58.507	7 -	1:36.055	+ 0.026	11:46:25.144
4 -	1:38.487	+ 2.458	11:41:36.994	8 -	1:36.127	+ 0.098	11:48:01.271
<b>44</b>	<b>Martin WILLS</b>		<b>F MGF</b>				
1 -	1:40.354	+ 6.462	11:35:35.664	4 -	<b>1:33.892</b>		<b>11:40:20.023</b>
2 -	1:35.446	+ 1.554	11:37:11.110	5 -	1:55.326	+ 21.434	11:42:15.349
3 -	1:35.021	+ 1.129	11:38:46.131	6 -	5:19.849	+ 3:45.957	11:47:35.198
<b>53</b>	<b>Mark BAKER</b>		<b>F MGF</b>				
1 -	1:38.306	+ 2.934	11:35:32.014	6 -	1:36.659	+ 1.287	11:43:39.271
2 -	1:35.539	+ 0.167	11:37:07.553	7 -	1:37.372	+ 2.000	11:45:16.643
3 -	1:38.149	+ 2.777	11:38:45.702	8 -	1:36.276	+ 0.904	11:46:52.919
4 -	1:38.065	+ 2.693	11:40:23.767	9 -	<b>1:35.372</b>		<b>11:48:28.291</b>
5 -	1:38.845	+ 3.473	11:42:02.612				
<b>55</b>	<b>Lloyd FOUNTAIN</b>		<b>B MG Maestro</b>				
1 -	1:51.113	+ 3.775	11:37:02.882	5 -	1:50.964	+ 3.626	11:44:47.675
2 -	2:13.107	+ 25.769	11:39:15.989	6 -	<b>1:47.338</b>		<b>11:46:35.013</b>
3 -	1:51.222	+ 3.884	11:41:07.211	7 -	1:49.043	+ 1.705	11:48:24.056
4 -	1:49.500	+ 2.162	11:42:56.711				

Car No's 14 & 55 need working transponders please.

Weather / Track : Cloudy / Dry

**Lancaster Insurance MG Owners Club Championship**  
**QUALIFYING - RACE 4 - LAP ANALYSIS**


<b>69</b>	<b>Nicholas ARDEN</b>		<b>B MG Maestro EFI</b>				
1 -	1:43.982	+ 5.886	11:36:41.257	5 -	1:40.940	+ 2.844	11:43:24.120
2 -	1:41.408	+ 3.312	11:38:22.665	6 -	<b>1:38.096</b>		<b>11:45:02.216</b>
3 -	1:39.752	+ 1.656	11:40:02.417	7 -	1:39.566	+ 1.470	11:46:41.782
4 -	1:40.763	+ 2.667	11:41:43.180	8 -	1:38.199	+ 0.103	11:48:19.981
<b>71</b>	<b>Benjamin SHORT</b>		<b>B MG Maestro</b>				
1 -	1:39.004	+ 1.220	11:36:02.392	5 -	1:39.126	+ 1.342	11:42:38.923
2 -	1:38.923	+ 1.139	11:37:41.315	6 -	1:45.721	+ 7.937	11:44:24.644
3 -	1:39.019	+ 1.235	11:39:20.334	7 -	<b>1:37.784</b>		<b>11:46:02.428</b>
4 -	1:39.463	+ 1.679	11:40:59.797				
<b>73</b>	<b>James KEEPIN</b>		<b>B MG ZR 160</b>				
1 -	1:39.493	+ 3.285	11:35:52.232	5 -	2:04.501	+ 28.293	11:42:51.705
2 -	1:37.231	+ 1.023	11:37:29.463	6 -	<b>1:36.208</b>		<b>11:44:27.913</b>
3 -	1:40.921	+ 4.713	11:39:10.384	7 -	1:38.286	+ 2.078	11:46:06.199
4 -	1:36.820	+ 0.612	11:40:47.204	8 -	1:36.270	+ 0.062	11:47:42.469
<b>92</b>	<b>Philip WATERMAN</b>		<b>A MG Midget</b>				
1 -	1:42.896	+ 4.849	11:36:44.618	5 -	1:40.000	+ 1.953	11:43:26.879
2 -	1:39.939	+ 1.892	11:38:24.557	6 -	1:38.661	+ 0.614	11:45:05.540
3 -	1:40.340	+ 2.293	11:40:04.897	7 -	1:38.598	+ 0.551	11:46:44.138
4 -	1:41.982	+ 3.935	11:41:46.879	8 -	<b>1:38.047</b>		<b>11:48:22.185</b>
<b>99</b>	<b>Doug COLE</b>		<b>B MG ZR 160</b>				
1 -	1:34.924	+ 2.963	11:35:42.899	6 -	1:32.055	+ 0.094	11:43:28.337
2 -	1:33.194	+ 1.233	11:37:16.093	7 -	1:32.120	+ 0.159	11:45:00.457
3 -	1:32.928	+ 0.967	11:38:49.021	8 -	1:32.294	+ 0.333	11:46:32.751
4 -	1:34.807	+ 2.846	11:40:23.828	9 -	<b>1:31.961</b>		<b>11:48:04.712</b>
5 -	1:32.454	+ 0.493	11:41:56.282				

Car No's 14 & 55 need working transponders please.

Weather / Track : Cloudy / Dry

# Lancaster Insurance MG Owners Club Championship

## RACE 4 - GRID

ROW 13	1:47.338 55 Lloyd FOUNTAIN	1:49.012 15 Vincent HUNT
ROW 12	1:45.459 16 Paul WILLIAMS	1:46.109 9 Chris FLOOKS
ROW 11	1:38.752 12 Paul EALES	1:41.507 28 Chris POLLARD
ROW 10	1:38.260 32 Ian TENNYSON WOOLCOTT	1:38.519 2 Jim BAYNAM
ROW 9	1:38.096 69 Nicholas ARDEN	1:38.244 17 David OBREE
ROW 8	1:37.784 71 Benjamin SHORT	1:38.047 92 Philip WATERMAN
ROW 7	1:36.699 29 Richard WATERMAN	1:37.334 18 Malcolm HILL
ROW 6	1:36.417 27 Peter HIGTON	1:36.424 4 Ian EVANS
ROW 5	1:36.029 42 Nick GOLHAR	1:36.208 73 James KEEPIN
ROW 4	1:34.904 23 John PERKINS	1:35.372 53 Mark BAKER
ROW 3	1:33.892 44 Martin WILLS	1:34.509 22 Paul R CLACKETT
ROW 2	1:32.422 14 Simon BYRNE	1:33.579 5 Stuart PLOTNEK
ROW 1	1:31.961 99 Doug COLE	1:32.031 1 Lee SULLIVAN
<b>Pole</b>		
		

Thruxton  
Circuit Length = 2.3560 miles

**These results are provisional until the conclusion of any judicial and technical matters.**

Clerk of Course :	Timekeeper :
-------------------	--------------

# Lancaster Insurance MG Owners Club Championship

## RACE 4 - CLASSIFICATION

POS	NO	CL	NAME	ENTRY	LAPS	TIME	GAP	DIFF	MPH	BEST	ON
1	99	Z	Doug COLE	MG ZR 160	10	17:40.129			80.00	1:43.141	9
2	1	Z	Lee SULLIVAN	MG ZR	10	17:42.063	1.934	1.934	79.85	1:41.635	8
3	22	Z	Paul R CLACKETT	MG ZS 160 VVC	10	17:50.950	10.821	8.887	79.19	1:44.168	10
4	14	Z	Simon BYRNE	MG ZR	10	18:01.650	21.521	10.700	78.41	1:44.715	7
5	71	B	Benjamin SHORT	MG Maestro	10	18:02.806	22.677	1.156	78.32	1:43.524	7
6	5	F	Stuart PLOTNEK	MGF VVC	10	18:06.827	26.698	4.021	78.03	1:45.342	7
7	44	F	Martin WILLS	MGF	10	18:15.309	35.180	8.482	77.43	1:43.283	8
8	27	F	Peter HIGTON	MGF	10	18:16.910	36.781	1.601	77.32	1:46.736	7
9	4	F	Ian EVANS	MGF	10	18:21.213	41.084	4.303	77.02	1:45.680	7
10	53	F	Mark BAKER	MGF	10	18:31.646	51.517	10.433	76.29	1:46.597	6
11	73	Z	James KEEPIN	MG ZR 160	10	18:42.010	1:01.881	10.364	75.59	1:49.960	8
12	42	Z	Nick GOLHAR	MG ZR	10	18:52.886	1:12.757	10.876	74.86	1:50.406	8
13	69	B	Nicholas ARDEN	MG Maestro EFI	10	19:05.588	1:25.459	12.702	74.03	1:51.800	3
14	12	A	Paul EALES	MGB GT	10	19:11.296	1:31.167	5.708	73.66	1:50.992	7
15	2	A	Jim BAYNAM	MGB Roadster	10	19:13.642	1:33.513	2.346	73.51	1:50.836	7
16	29	Z	Richard WATERMAN	MG ZR 160	10	19:25.950	1:45.821	12.308	72.74	1:49.881	4
17	32	A	Ian TENNYSON WOOLCOTT	MG Midget	10	19:29.255	1:49.126	3.305	72.53	1:52.644	10
18	92	A	Philip WATERMAN	MG Midget	10	19:29.301	1:49.172	0.046	72.53	1:52.839	7
19	28	A	Chris POLLARD	MG Midget	9	17:44.186	1 lap	1 lap	71.73	1:54.473	7
20	17	Z	David OBREE	MG ZR 160	9	17:59.256	1 lap	15.070	70.72	1:54.618	7
21	18	A	Malcolm HILL	MGB GT	9	18:18.120	1 lap	18.864	69.51	1:52.307	7
22	9	A	Chris FLOOKS	MGB GT	9	18:41.619	1 lap	23.499	68.05	2:01.498	5
23	16	A	Paul WILLIAMS	MGB GT	9	18:43.466	1 lap	1.847	67.94	2:00.066	9
24	15	A	Vincent HUNT	MGB	9	18:44.389	1 lap	0.923	67.88	2:00.013	9
25	55	B	Lloyd FOUNTAIN	MG Maestro	9	19:21.577	1 lap	37.188	65.71	1:59.247	7
NOT CLASSIFIED											
DNF	23	Z	John PERKINS	MG ZR 160	0						
FASTEST LAP											
1	Z	Lee SULLIVAN	MG ZR	8	1:41.635	83.45 mph	134.30 kph				
44	F	Martin WILLS	MGF	8	1:43.283	82.11 mph	132.15 kph				
71	B	Benjamin SHORT	MG Maestro	7	1:43.524	81.92 mph	131.85 kph				
2	A	Jim BAYNAM	MGB Roadster	7	1:50.836	76.52 mph	123.15 kph				

Weather / Track : Cloudy / Wet

These results are provisional until the conclusion of any judicial and technical matters.

Thruxton  
Circuit Length = 2.3560 miles  
Start: 15:19 End: 15:39

Clerk of Course :

Timekeeper :

# Lancaster Insurance MG Owners Club Championship

## RACE 4 - LAP CHART

Lap 1			Lap 2			Lap 3			Lap 4			Lap 5		
No	Behind	Laptime	No	Behind	Laptime	No	Behind	Laptime	No	Behind	Laptime	No	Behind	Laptime
99		1:49.817	5		1:49.017	99		1:44.628	99		1:45.141	99		1:44.519
1	0.765	1:50.582	99	0.058	1:54.835	14	5.069	1:47.944	22	7.169	1:46.796	55	1 LAP	2:10.970
5	5.760	1:55.577	14	1.811	1:50.455	22	5.514	1:47.860	1	8.648	1:46.706	1	6.676	1:42.547
14	6.133	1:55.950	22	2.340	1:50.372	1	7.083	1:46.886	14	8.744	1:48.816	22	7.123	1:44.473
22	6.745	1:56.562	27	4.063	1:50.293	5	7.511	1:52.197	5	10.302	1:47.932	14	10.341	1:46.116
27	8.547	1:58.364	1	4.883	1:58.895	27	10.273	1:50.896	27	14.303	1:49.171	5	12.672	1:46.889
53	9.945	1:59.762	53	6.475	1:51.307	53	11.041	1:49.252	71	14.844	1:47.610	71	17.158	1:46.833
73	12.281	2:02.098	73	8.562	1:51.058	71	12.375	1:48.145	53	15.407	1:49.507	27	17.865	1:48.081
71	12.828	2:02.645	71	8.916	1:50.865	4	14.404	1:49.356	4	16.524	1:47.261	53	18.711	1:47.823
4	13.631	2:03.448	4	9.734	1:50.880	73	17.076	1:53.200	73	23.191	1:51.256	4	19.505	1:47.500
18	16.881	2:06.698	42	17.209	1:54.667	42	25.220	1:52.697	42	31.505	1:51.426	73	28.985	1:50.313
42	17.319	2:07.136	69	19.563	1:55.562	69	26.677	1:51.800	44	32.030	1:46.165	44	32.560	1:45.049
69	18.778	2:08.595	2	21.558	1:56.070	2	30.269	1:53.397	69	33.405	1:51.869	42	37.838	1:50.852
2	20.265	2:10.082	12	22.804	1:55.727	44	31.006	1:50.022	2	37.749	1:52.621	69	41.349	1:52.463
28	20.836	2:10.653	28	23.911	1:57.852	12	31.161	1:53.043	12	38.555	1:52.535	12	45.575	1:51.539
92	21.640	2:11.457	92	24.737	1:57.874	28	37.659	1:58.434	32	50.313	1:57.555	2	46.541	1:53.311
12	21.854	2:11.671	32	24.971	1:57.196	32	37.899	1:57.614	92	50.720	1:57.322	32	1:01.369	1:55.575
32	22.552	2:12.369	44	25.670	1:50.433	92	38.539	1:58.488	28	51.358	1:58.840	92	1:01.961	1:55.760
17	27.822	2:17.639	17	30.807	1:57.762	17	44.888	1:58.767	29	55.527	1:49.881	29	1:02.175	1:51.167
9	28.709	2:18.526	9	38.030	2:04.098	29	50.787	1:53.417	17	56.979	1:57.232	28	1:03.721	1:56.882
55	29.693	2:19.510	29	42.056	1:54.896	9	55.537	2:02.193	9	1:12.850	2:02.454	17	1:09.538	1:57.078
44	30.014	2:19.831	16	42.108	2:06.178	16	1:00.661	2:03.239	16	1:18.024	2:02.504	9	1:29.829	2:01.498
16	30.707	2:20.524	15	44.641	2:07.103	15	1:02.752	2:02.797	15	1:20.597	2:02.986	16	1:35.356	2:01.851
15	32.315	2:22.132	55	1:07.146	2:32.230	55	1:23.813	2:01.353	18	1:38.625	1:52.903	15	1:37.391	2:01.313
29	41.937	2:31.754	18	1:21.856	2:59.752	18	1:30.863	1:53.693						

# Lancaster Insurance MG Owners Club Championship

## RACE 4 - LAP CHART

Lap 6			Lap 7			Lap 8			Lap 9			Lap 10		
No	Behind	Laptime	No	Behind	Laptime	No	Behind	Laptime	No	Behind	Laptime	No	Behind	Laptime
99		1:45.049	99		1:45.184	99		1:44.637	99		1:43.141	99		1:43.178
18	1 LAP	1:52.879	9	1 LAP	2:03.349	1	3.820	1:41.635	1	2.552	1:41.873	1	1.934	1:42.560
1	9.138	1:47.511	1	6.822	1:42.868	22	8.541	1:44.249	22	9.831	1:44.431	28	1 LAP	1:56.219
22	9.753	1:47.679	22	8.929	1:44.360	14	15.155	1:48.213	14	18.484	1:46.470	22	10.821	1:44.168
14	12.048	1:46.756	16	1 LAP	2:04.052	71	16.759	1:45.730	71	19.426	1:45.808	17	1 LAP	2:04.439
5	13.711	1:46.088	18	1 LAP	1:53.291	18	1 LAP	1:52.307	5	21.387	1:46.550	14	21.521	1:46.215
71	17.326	1:45.217	15	1 LAP	2:03.052	5	17.978	1:48.746	18	1 LAP	1:53.567	71	22.677	1:46.429
27	19.654	1:46.838	14	11.579	1:44.715	9	1 LAP	2:01.599	27	29.298	1:48.805	5	26.698	1:48.489
53	20.259	1:46.597	5	13.869	1:45.342	27	23.634	1:47.065	53	29.570	1:48.175	44	35.180	1:45.400
4	22.124	1:47.668	71	15.666	1:43.524	53	24.536	1:47.344	4	29.814	1:48.263	27	36.781	1:50.661
55	1 LAP	2:02.672	27	21.206	1:46.736	4	24.692	1:46.709	44	32.958	1:46.208	18	1 LAP	1:53.030
44	31.728	1:44.217	53	21.829	1:46.754	16	1 LAP	2:02.967	9	1 LAP	2:05.074	4	41.084	1:54.448
73	34.398	1:50.462	4	22.620	1:45.680	15	1 LAP	2:02.888	16	1 LAP	2:02.085	53	51.517	2:05.125
42	43.212	1:50.423	44	31.245	1:44.701	44	29.891	1:43.283	15	1 LAP	2:02.105	9	1 LAP	2:02.828
69	48.344	1:52.044	55	1 LAP	2:01.238	73	44.835	1:49.960	73	53.423	1:51.729	73	1:01.881	1:51.636
12	52.923	1:52.397	73	39.512	1:50.298	55	1 LAP	1:59.247	42	1:04.281	1:51.937	16	1 LAP	2:00.066
2	54.330	1:52.838	42	49.716	1:51.688	42	55.485	1:50.406	69	1:15.311	1:54.212	15	1 LAP	2:00.013
29	1:07.890	1:50.764	69	56.654	1:53.494	69	1:04.240	1:52.223	55	1 LAP	2:08.543	42	1:12.757	1:51.654
32	1:10.534	1:54.214	12	58.731	1:50.992	12	1:06.745	1:52.651	12	1:18.911	1:55.307	69	1:25.459	1:53.326
92	1:10.914	1:54.002	2	59.982	1:50.836	2	1:07.924	1:52.579	2	1:21.088	1:56.305	12	1:31.167	1:55.434
28	1:14.729	1:56.057	29	1:12.658	1:49.952	92	1:27.465	1:53.533	29	1:38.413	1:52.831	2	1:33.513	1:55.603
17	1:19.220	1:54.731	32	1:18.172	1:52.822	32	1:28.007	1:54.472	92	1:38.689	1:54.365	55	1 LAP	2:05.814
			92	1:18.569	1:52.839	29	1:28.723	2:00.702	32	1:39.660	1:54.794	29	1:45.821	1:50.586
			28	1:24.018	1:54.473	28	1:34.157	1:54.776				32	1:49.126	1:52.644
			17	1:28.654	1:54.618	17	1:41.007	1:56.990				92	1:49.172	1:53.661

# Caterham Graduate Race

## QUALIFYING - RACE 6 - CLASSIFICATION

POS	NO	CL	NAME	ENTRY	TIME	ON	LAPS	GAP	DIFF	MPH
1	2	MEG	Andrew ENNIS	Caterham 7	1:29.802	4	9			94.44
2	7	MEG	Nick HARYETT	Caterham 7	1:29.943	8	9	0.141	0.141	94.29
3	124	SUP	Jamie WARING	Caterham 7	1:30.287	8	9	0.485	0.344	93.94
4	122	SUP	Luke TZOUROU	Caterham 7	1:31.018	5	9	1.216	0.731	93.18
5	110	SUP	Chris ROME	Caterham 7	1:33.340	5	9	3.538	2.322	90.86
6	128	SUP	Martin KAY	Caterham 7	1:33.996	5	9	4.194	0.656	90.23
7	35	MEG	Bob WILSON	Caterham 7	1:34.317	2	9	4.515	0.321	89.92
8	132	SUP	Martin GEE	Caterham 7	1:34.474	4	9	4.672	0.157	89.77
9	19	MEG	William HALLEY	Caterham 7	1:34.661	3	9	4.859	0.187	89.59
10	165	SUP	Simon DAVEY	Caterham 7	1:36.752	8	8	6.950	2.091	87.66
11	22	MEG	Peter MARSH	Caterham 7	1:37.448	8	8	7.646	0.696	87.03
12	102	SUP	Martyn LEWIS	Caterham 7	1:46.521	3	8	16.719	9.073	79.62

Weather / Track : Cloudy / Dry

These results are provisional until the conclusion of any judicial and technical matters.

Thrupton  
Circuit Length = 2.3560 miles  
Start: 11:53 End: 12:10

Clerk of Course :		Timekeeper :
-------------------	--	--------------

# Caterham Graduate Race

## QUALIFYING - RACE 6 - LAP ANALYSIS

<b>2</b>	<b>Andrew ENNIS</b>						MEG Caterham 7					
1 -	1:35.686		+ 5.884	11:56:58.664	6 -	1:30.898		+ 1.096	12:04:33.944			
2 -	1:33.463		+ 3.661	11:58:32.127	7 -	1:30.630		+ 0.828	12:06:04.574			
3 -	1:30.865		+ 1.063	12:00:02.992	8 -	1:29.968		+ 0.166	12:07:34.542			
4 -	<b>1:29.802</b>			<b>12:01:32.794</b>	9 -	1:32.233		+ 2.431	12:09:06.775			
5 -	1:30.252		+ 0.450	12:03:03.046								
<b>7</b>	<b>Nick HARYETT</b>						MEG Caterham 7					
1 -	1:35.721		+ 5.778	11:56:58.339	6 -	1:31.221		+ 1.278	12:04:33.854			
2 -	1:31.782		+ 1.839	11:58:30.121	7 -	1:31.123		+ 1.180	12:06:04.977			
3 -	1:30.712		+ 0.769	12:00:00.833	8 -	<b>1:29.943</b>			<b>12:07:34.920</b>			
4 -	1:31.286		+ 1.343	12:01:32.119	9 -	1:30.632		+ 0.689	12:09:05.552			
5 -	1:30.514		+ 0.571	12:03:02.633								
<b>19</b>	<b>William HALLEY</b>						MEG Caterham 7					
1 -	1:38.904		+ 4.243	11:57:00.472	6 -	1:36.385		+ 1.724	12:04:57.426			
2 -	1:35.637		+ 0.976	11:58:36.109	7 -	1:37.962		+ 3.301	12:06:35.388			
3 -	<b>1:34.661</b>			<b>12:00:10.770</b>	8 -	1:35.957		+ 1.296	12:08:11.345			
4 -	1:34.790		+ 0.129	12:01:45.560	9 -	1:36.181		+ 1.520	12:09:47.526			
5 -	1:35.481		+ 0.820	12:03:21.041								
<b>22</b>	<b>Peter MARSH</b>						MEG Caterham 7					
1 -	1:48.853		+ 11.405	11:57:14.120	5 -	1:41.206		+ 3.758	12:04:04.293			
2 -	1:46.094		+ 8.646	11:59:00.214	6 -	1:39.429		+ 1.981	12:05:43.722			
3 -	1:42.592		+ 5.144	12:00:42.806	7 -	1:38.514		+ 1.066	12:07:22.236			
4 -	1:40.281		+ 2.833	12:02:23.087	8 -	<b>1:37.448</b>			<b>12:08:59.684</b>			
<b>35</b>	<b>Bob WILSON</b>						MEG Caterham 7					
1 -	1:37.867		+ 3.550	11:56:59.786	6 -	1:36.387		+ 2.070	12:04:56.795			
2 -	<b>1:34.317</b>			<b>11:58:34.103</b>	7 -	1:39.065		+ 4.748	12:06:35.860			
3 -	1:34.346		+ 0.029	12:00:08.449	8 -	1:34.621		+ 0.304	12:08:10.481			
4 -	1:35.768		+ 1.451	12:01:44.217	9 -	1:35.781		+ 1.464	12:09:46.262			
5 -	1:36.191		+ 1.874	12:03:20.408								
<b>102</b>	<b>Martyn LEWIS</b>						SUP Caterham 7					
1 -	1:48.667		+ 2.146	11:57:25.245	5 -	1:48.438		+ 1.917	12:04:34.507			
2 -	1:47.092		+ 0.571	11:59:12.337	6 -	1:50.639		+ 4.118	12:06:25.146			
3 -	<b>1:46.521</b>			<b>12:00:58.858</b>	7 -	1:48.823		+ 2.302	12:08:13.969			
4 -	1:47.211		+ 0.690	12:02:46.069	8 -	1:47.504		+ 0.983	12:10:01.473			
<b>110</b>	<b>Chris ROME</b>						SUP Caterham 7					
1 -	1:38.224		+ 4.884	11:57:15.421	6 -	1:42.897		+ 9.557	12:05:18.433			
2 -	1:37.453		+ 4.113	11:58:52.874	7 -	1:35.498		+ 2.158	12:06:53.931			
3 -	1:35.084		+ 1.744	12:00:27.958	8 -	1:36.058		+ 2.718	12:08:29.989			
4 -	1:34.238		+ 0.898	12:02:02.196	9 -	1:33.529		+ 0.189	12:10:03.518			
5 -	<b>1:33.340</b>			<b>12:03:35.536</b>								
<b>122</b>	<b>Luke TZOUROU</b>						SUP Caterham 7					
1 -	1:35.483		+ 4.465	11:56:53.585	6 -	1:31.047		+ 0.029	12:04:36.047			
2 -	1:34.930		+ 3.912	11:58:28.515	7 -	1:32.406		+ 1.388	12:06:08.453			
3 -	1:33.638		+ 2.620	12:00:02.153	8 -	1:32.378		+ 1.360	12:07:40.831			
4 -	1:31.829		+ 0.811	12:01:33.982	9 -	1:31.991		+ 0.973	12:09:12.822			
5 -	<b>1:31.018</b>			<b>12:03:05.000</b>								
<b>124</b>	<b>Jamie WARING</b>						SUP Caterham 7					
1 -	1:35.483		+ 5.196	11:56:52.536	6 -	1:30.703		+ 0.416	12:04:34.649			
2 -	1:34.727		+ 4.440	11:58:27.263	7 -	1:31.414		+ 1.127	12:06:06.063			
3 -	1:35.224		+ 4.937	12:00:02.487	8 -	<b>1:30.287</b>			<b>12:07:36.350</b>			
4 -	1:30.802		+ 0.515	12:01:33.289	9 -	1:30.606		+ 0.319	12:09:06.956			
5 -	1:30.657		+ 0.370	12:03:03.946								
<b>128</b>	<b>Martin KAY</b>						SUP Caterham 7					
1 -	1:39.528		+ 5.532	11:57:14.714	6 -	1:34.676		+ 0.680	12:05:12.276			

Thruxton  
 Circuit Length = 2.3560 miles  
 Start: 11:53 End: 12:10


Weather / Track : Cloudy / Dry

# Caterham Graduate Race

## QUALIFYING - RACE 6 - LAP ANALYSIS

2 -	1:38.598	+ 4.602	11:58:53.312	7 -	1:35.594	+ 1.598	12:06:47.870
3 -	1:35.752	+ 1.756	12:00:29.064	8 -	1:35.559	+ 1.563	12:08:23.429
4 -	1:34.540	+ 0.544	12:02:03.604	9 -	1:37.479	+ 3.483	12:10:00.908
5 -	<b>1:33.996</b>		<b>12:03:37.600</b>				
<b>132</b>	<b>Martin GEE</b> SUP Caterham 7						
1 -	1:39.012	+ 4.538	11:57:15.965	6 -	1:36.814	+ 2.340	12:05:18.075
2 -	1:41.080	+ 6.606	11:58:57.045	7 -	1:35.333	+ 0.859	12:06:53.408
3 -	1:34.959	+ 0.485	12:00:32.004	8 -	1:36.243	+ 1.769	12:08:29.651
4 -	<b>1:34.474</b>		<b>12:02:06.478</b>	9 -	1:35.208	+ 0.734	12:10:04.859
5 -	1:34.783	+ 0.309	12:03:41.261				
<b>165</b>	<b>Simon DAVEY</b> SUP Caterham 7						
1 -	1:46.332	+ 9.580	11:57:29.402	5 -	1:40.843	+ 4.091	12:04:18.361
2 -	1:43.649	+ 6.897	11:59:13.051	6 -	1:39.334	+ 2.582	12:05:57.695
3 -	1:43.428	+ 6.676	12:00:56.479	7 -	1:40.422	+ 3.670	12:07:38.117
4 -	1:41.039	+ 4.287	12:02:37.518	8 -	<b>1:36.752</b>		<b>12:09:14.869</b>

**Caterham Graduate Race**  
**RACE 6 - GRID**

ROW 6	1:37.448 22 Peter MARSH	1:46.521 102 Martyn LEWIS
ROW 5	1:34.661 19 William HALLEY	1:36.752 165 Simon DAVEY
ROW 4	1:34.317 35 Bob WILSON	1:34.474 132 Martin GEE
ROW 3	1:33.340 110 Chris ROME	1:33.996 128 Martin KAY
ROW 2	1:30.287 124 Jamie WARING	1:31.018 122 Luke TZOUROU
ROW 1	1:29.802 2 Andrew ENNIS	1:29.943 7 Nick HARYETT
<b>Pole</b>		
		

Thruxton  
 Circuit Length = 2.3560 miles

**These results are provisional until the conclusion of any judicial and technical matters.**

Clerk of Course :		Timekeeper :

# Caterham Graduate Race

## RACE 6 - CLASSIFICATION

POS	NO	CL	NAME	ENTRY	LAPS	TIME	GAP	DIFF	MPH	BEST	ON
1	2	MEG	<b>Andrew ENNIS</b>	Caterham 7	10	17:23.764			81.25	1:41.821	8
2	124	SUP	<b>Jamie WARING</b>	Caterham 7	10	17:26.868	3.104	3.104	81.01	1:42.456	5
3	122	SUP	<b>Luke TZOUROU</b>	Caterham 7	10	17:42.225	18.461	15.357	79.84	1:44.104	6
4	19	MEG	<b>William HALLEY</b>	Caterham 7	10	18:17.499	53.735	35.274	77.28	1:47.250	8
5	110	SUP	<b>Chris ROME</b>	Caterham 7	10	18:19.577	55.813	2.078	77.13	1:48.160	8
6	128	SUP	<b>Martin KAY</b>	Caterham 7	10	18:20.086	56.322	0.509	77.09	1:48.116	8
7	35	MEG	<b>Bob WILSON</b>	Caterham 7	10	18:44.788	1:21.024	24.702	75.40	1:49.124	8
8	22	MEG	<b>Peter MARSH</b>	Caterham 7	10	18:45.694	1:21.930	0.906	75.34	1:50.089	7
9	165	SUP	<b>Simon DAVEY</b>	Caterham 7	9	17:25.347	1 lap	1 lap	73.02	1:53.303	6
10	132	SUP	<b>Martin GEE</b>	Caterham 7	9	17:48.142	1 lap	22.795	71.46	1:57.017	5
11	102	SUP	<b>Martyn LEWIS</b>	Caterham 7	9	17:50.134	1 lap	1.992	71.33	1:56.496	5
NOT CLASSIFIED											
DNF	7	MEG	<b>Nick HARYETT</b>	Caterham 7	6	10:34.917	4 laps	3 laps	80.15	1:41.949	6
FASTEST LAP											
	2	MEG	<b>Andrew ENNIS</b>	Caterham 7	8	1:41.821			83.29 mph	134.05 kph	
	124	SUP	<b>Jamie WARING</b>	Caterham 7	5	1:42.456			82.78 mph	133.22 kph	

Weather / Track : Sunny / Wet

These results are provisional until the conclusion of any judicial and technical matters.

Thruxton  
 Circuit Length = 2.3560 miles  
 Start: 16:26 End: 16:45

Clerk of Course :		Timekeeper :
-------------------	--	--------------

# Caterham Graduate Race

## RACE 6 - LAP CHART

Lap 1			Lap 2			Lap 3			Lap 4			Lap 5		
No	Behind	Laptime	No	Behind	Laptime	No	Behind	Laptime	No	Behind	Laptime	No	Behind	Laptime
2		1:50.514	2		1:46.270	2		1:46.075	2		1:45.032	2		1:43.211
7	0.570	1:51.084	7	0.938	1:46.638	7	1.283	1:46.420	124	1.234	1:44.204	124	0.479	1:42.456
122	1.244	1:51.758	122	1.418	1:46.444	124	2.062	1:46.196	7	1.818	1:45.567	7	1.866	1:43.259
124	1.781	1:52.295	124	1.941	1:46.430	122	3.010	1:47.667	122	5.154	1:47.176	122	7.034	1:45.091
110	4.406	1:54.920	110	8.414	1:50.278	110	12.296	1:49.957	110	17.684	1:50.420	19	23.929	1:48.752
128	6.363	1:56.877	128	10.001	1:49.908	128	12.499	1:48.573	128	18.139	1:50.672	110	25.240	1:50.767
19	8.319	1:58.833	19	11.588	1:49.539	19	15.558	1:50.045	19	18.388	1:47.862	128	25.460	1:50.532
132	11.459	2:01.973	22	20.412	1:54.280	22	26.497	1:52.160	22	33.795	1:52.330	22	42.451	1:51.867
35	11.518	2:02.032	35	20.685	1:55.437	35	26.868	1:52.258	35	35.033	1:53.197	35	42.794	1:50.972
22	12.402	2:02.916	132	23.440	1:58.251	132	35.346	1:57.981	165	46.505	1:56.024	165	57.596	1:54.302
165	13.965	2:04.479	165	23.714	1:56.019	165	35.513	1:57.874	132	48.383	1:58.069	132	1:02.189	1:57.017
102	16.242	2:06.756	102	26.601	1:56.629	102	37.476	1:56.950	102	50.283	1:57.839	102	1:03.568	1:56.496

**Caterham Graduate Race**  
**RACE 6 - LAP CHART**

Lap 6			Lap 7			Lap 8			Lap 9			Lap 10		
No	Behind	Laptime	No	Behind	Laptime	No	Behind	Laptime	No	Behind	Laptime	No	Behind	Laptime
2		1:42.607	2		1:42.159	2		1:41.821	2		1:43.542	2		1:42.533
124	0.961	1:43.089	124	1.832	1:43.030	124	2.875	1:42.864	124	2.937	1:43.604	165	1 LAP	1:54.752
7	1.208	1:41.949	122	10.904	1:44.532	122	13.702	1:44.619	132	1 LAP	1:58.805	124	3.104	1:42.700
122	8.531	1:44.104	19	36.992	1:49.256	19	42.421	1:47.250	102	1 LAP	2:01.345	122	18.461	1:46.498
19	29.895	1:48.573	110	38.382	1:48.763	110	44.721	1:48.160	122	14.496	1:44.336	132	1 LAP	1:59.230
110	31.778	1:49.145	128	38.993	1:48.772	128	45.288	1:48.116	19	47.714	1:48.835	102	1 LAP	1:58.084
128	32.380	1:49.527	22	58.319	1:50.089	35	1:06.170	1:49.124	110	49.522	1:48.343	19	53.735	1:48.554
22	50.389	1:50.545	35	58.867	1:50.302	22	1:06.644	1:50.146	128	50.262	1:48.516	110	55.813	1:48.824
35	50.724	1:50.537	165	1:20.374	1:54.241	165	1:32.906	1:54.353	35	1:12.922	1:50.294	128	56.322	1:48.593
165	1:08.292	1:53.303	132	1:34.239	1:58.224				22	1:13.907	1:50.805	35	1:21.024	1:50.635
132	1:18.174	1:58.592	102	1:34.837	1:57.688							22	1:21.930	1:50.556
102	1:19.308	1:58.347												